

# Appendix C



## **NORTH WEST LEICESTERSHIRE DISTRICT COUNCIL**

### **INDOOR BUILT FACILITIES (SPORTS AND COMMUNITIES) NEEDS ASSESSMENT**

**REPORT: DECEMBER 2025**

QUALITY, INTEGRITY, PROFESSIONALISM

**Knight, Kavanagh & Page Ltd**  
Company No: 9145032 (England)

**MANAGEMENT CONSULTANTS**

Registered Office: 1 -2 Frecheville Court, off Knowsley Street, Bury BL9 0UF  
T: 0161 764 7040 E: [mail@kkp.co.uk](mailto:mail@kkp.co.uk) [www.kkp.co.uk](http://www.kkp.co.uk)



Cert Num: 6543-QMS-001

Quality assurance	Name	Date
Report origination	Paul Barrett / Rachel Burke	22 May 2025
Quality control	John Eady	23 May 2025
Client comments	Paul Barrett / Rachel Burke	17 July 2025
Final Client comments	Jason Knight/Joanne Althorpe	2 November 2025
Final approval	Jason Knight	4 December 2025

## CONTENTS

SECTION 1: INTRODUCTION.....	1
1.1 Introduction .....	1
1.2: Scope of the project .....	1
1.3: Background .....	2
1.4: Report structure .....	3
SECTION 2: BACKGROUND .....	5
2.1: National context .....	5
2.2: Local context .....	13
2.3: Demographic profile .....	19
SECTION 3: SPORTS FACILITIES ASSESSMENT .....	31
3.1: Methodology.....	31
3.2: Site visits.....	32
3.3: Catchment areas.....	33
SECTION 4: SPORTS HALLS .....	35
4.1: Supply .....	35
4.2: Demand .....	48
4.3: Future demand and the Sport England Sports Facilities Calculator (SFC).....	55
4.4: Summary of key facts and issues .....	56
SECTION 5: SWIMMING POOLS.....	59
5.1: Supply .....	59
5.2: Demand .....	69
5.3: Sport England's Facilities Calculator (SFC).....	69
5.4: Summary of key facts and issues .....	71
SECTION 6: HEALTH AND FITNESS SUITES.....	73
6.1: Supply .....	73
6.2: Demand .....	82
6.3: Dance studios .....	83
6.4: Summary of key facts and issues .....	86
SECTION 7: SQUASH.....	87
7.1 Supply .....	87
7.2: Demand .....	89
7.3: Summary of key facts and issues .....	89
SECTION 8: INDOOR BOWLS.....	90
8.1: Supply .....	92
8.2: Demand .....	93

8.3: Summary of key facts and issues .....	93
SECTION 9: INDOOR TENNIS.....	94
9.1: Supply .....	94
9.2: Demand .....	95
9.3: Summary of key facts and issues .....	96
SECTION 10: GYMNASTICS AND TRAMPOLINING .....	97
10.1: Supply .....	98
10.2: Demand .....	99
10.3: Summary of key facts and issues .....	100
SECTION 11: COMMUNITY BUILDINGS .....	102
11.1: Introduction .....	102
11.2: Supply of community facilities.....	102
11.3 Demand .....	105
11.4 Summary of key facts and issues .....	110
SECTION 12: INITIAL STRATEGIC RECOMMENDATIONS .....	112

# **NORTH WEST LEICESTERSHIRE COUNCIL INDOOR BUILT FACILITIES (SPORTS AND COMMUNITIES) - NEEDS ASSESSMENT**

---

## **SECTION 1: INTRODUCTION**

### **1.1 Introduction**

Knight, Kavanagh & Page Ltd (KKP) was appointed by North West Leicestershire District Council (NWLDC) to produce a playing pitch strategy (PPS) and a built sports facilities strategy (BFS). This work will provide key evidence to support development of an updated NWL Local Plan.

This is the BFS. It will support the implementation of Local Plan policies related to the protection, enhancement and provision of community sport and physical activity facilities and provide an evidence-based framework to support negotiations with developers which may provide funding or other assistance to improve local provision. It will also provide a robust evidence base to support funding bids from bodies such as Sport England and national governing bodies of sport (NGBs).

The Council's stated objectives for this work, are to:

- ◀ Undertake a local authority wide assessment of indoor sport and recreation facilities, building upon existing information, to establish the quantity and quality of existing provision and any additional provision required to meet future needs to 2042.
- ◀ Develop a strategy and realistic action plans for indoor sports provision. The action plan must be prioritised and realistic in recognition of diminishing public resources and limited budgets.
- ◀ Follow best practice advice including Sport England's: Assessing Needs and Opportunities Guidance (ANOG).
- ◀ Provide a robust evidence base to ensure the timely and sound preparation of the NWL Local Plan and other planning policy documents and to provide parameters for developing a toolkit for the Council/developers.
- ◀ Provide clear and justified conclusion and direction on where future investment from the Council or external sources should go in the NWLDC area.
- ◀ Provide advice and guidance on how to maintain an up-to-date record of existing provision in terms of condition, demand, aspirations of clubs etc.

This report is, thus, a detailed assessment of current provision of indoor and built sports facilities located within and adjacent to NWLDC, identifying needs (demand) and gaps (deficiencies in provision). It:

- ◀ Incorporates a robust up to date needs assessment which supports the Council and meets the requirements of the amended National Planning Policy Framework (NPPF).
- ◀ Reflects and addresses the needs and demands of the local population that will grow in line with the changes defined by the future Local Plan.
- ◀ Should underpin action for NWLDC and key stakeholders with regard to potential joint investment in sport and physical activity facilities.

The underpinning audit was conducted in February 2025. Where access to facilities was not available KKP carried out non-technical quality assessments via desk research. Where possible the quality of this was supplemented utilising virtual 'walk arounds' of the relevant venues and/or videos and photos present on operators' websites or in discussion with operators.

### **1.2: Scope of the project**

This report provides detail as to what exists in NWL district, its condition, location, availability and overall quality. It considers demand for facilities based on population distribution, planned growth, and takes into consideration health and economic deprivation. The facilities/sports covered include sports halls (and associated indoor sports), swimming pools, health and fitness, dance/aerobic studios, squash, indoor tennis, indoor bowls, and gymnastics and trampolining.

# **NORTH WEST LEICESTERSHIRE COUNCIL INDOOR BUILT FACILITIES (SPORTS AND COMMUNITIES) - NEEDS ASSESSMENT**

---

In delivering this report KKP has:

- ◀ Individually audited identified sports halls (conventional i.e., 3+ court halls) swimming pools (minimum size 160m<sup>2</sup>), health and fitness facilities (including, within reason, dance studios), squash courts, gymnastics facilities, indoor tennis courts, and indoor bowls facilities.
- ◀ Analysed supply and demand to identify gaps and opportunities to improve provision.
- ◀ Sought to identify the extent to which delivery of leisure facilities is undertaken referencing Council corporate strategies and other relevant strategic influences.
- ◀ Identified areas of good practice and opportunities for improved service in order to drive up participation levels.

This evidence-based report thus provides a quantitative and qualitative audit-based assessment of the facilities identified above. It is a robust, up-to-date assessment of need and identifies opportunities for new, enhanced, and rationalised provision. Specific deficiencies and surpluses are identified to inform the provision required. The specific objectives are to:

- ◀ Review relevant Council strategies, plans, reports, corporate objectives.
- ◀ Review the local, regional, and national strategic context.
- ◀ Undertake a demographic analysis of the local population at present and in the future (up to 2042).
- ◀ Audit indoor facilities provided by public, private, voluntary and education sectors.
- ◀ Consider potential participation rates and model likely demand.
- ◀ Analyse the balance between supply of, and demand for, sports facilities plus identification of potential under and over-provision – now and in the future.
- ◀ Identify key issues to address in the future provision of indoor sports facilities.

As noted above, Sport England's ANOG methodology for assessing indoor sports need, developed by Sport England has been applied. It also accords with relevant paragraphs of the most up-to-date version of the NPPF and Planning Practice Guidance (PPG).

## **1.3: Background**

NWL is one of seven local authorities in the County of Leicestershire (not including Rutland). The main settlements in the district are the Coalville Urban Area (the district's Principal Town), Ashby-de-la-Zouch and Castle Donington (Key Service Centres) and Ibstock, Kegworth, and Measham (Local Service Centres).

NWL also borders six local authorities. Some of the key settlements within NWL will serve residents from these authorities (and vice versa) due to the proximity, such as Ashby and East Staffordshire and Castle Donington and Erewash.

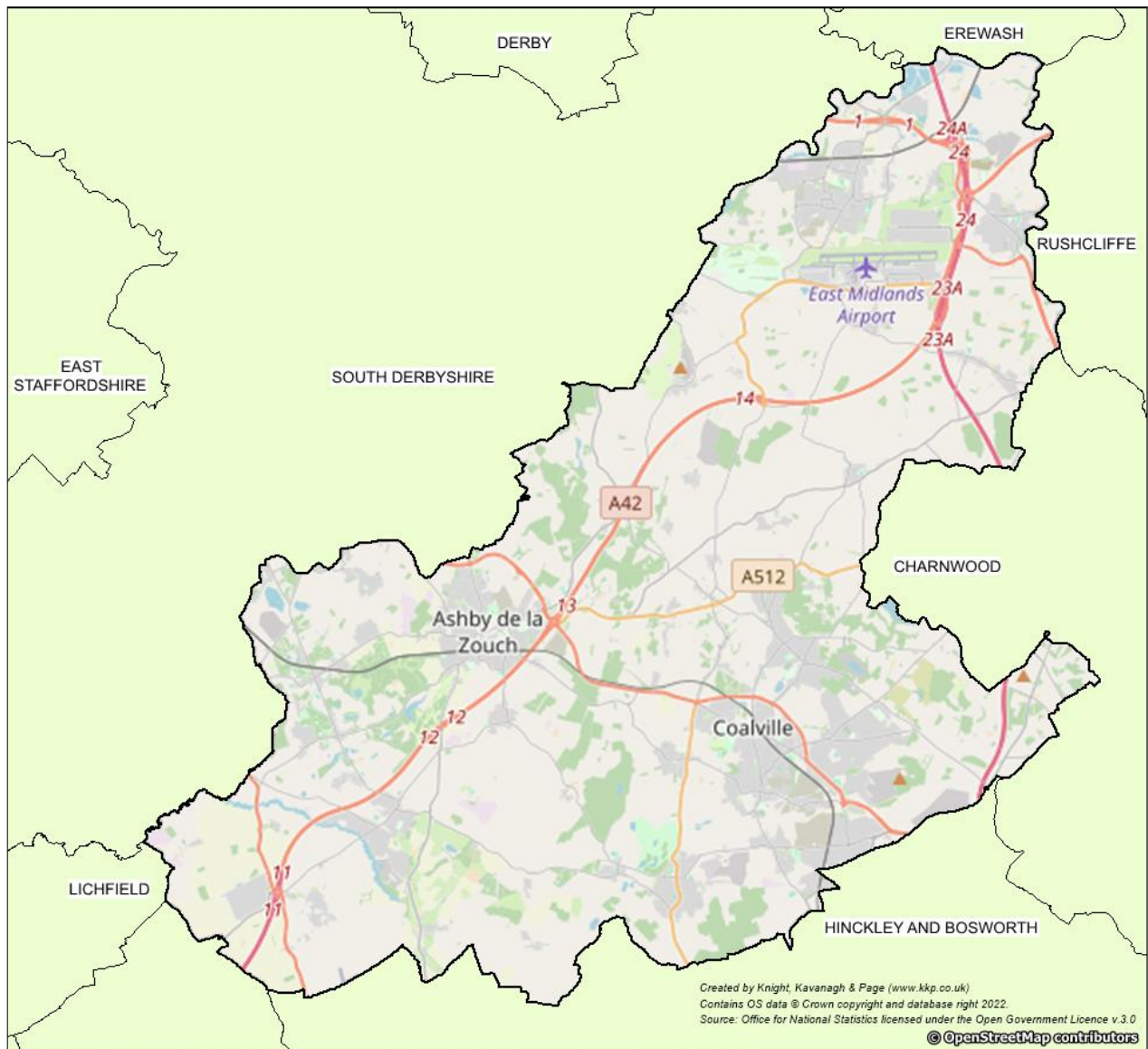
The M1 motorway runs through the Authority north to south, along with the A42, (which connects the north of the authority to Ashby and Measham). Other key roads include the A5111, connecting Ashby to Coalville, and A512 connecting Ashby to Loughborough, in the Authority of Charnwood.

Located in the north is East Midlands Airport, which not only serves as a busy passenger airport but is also the UK's main freight airport. This has resulted in several key businesses being located in and around the site, including DHL.

About 56% of North West Leicestershire lies within the National Forest; this includes the Coalville Urban Area as well as Ashby de la Zouch, Ibstock and Measham. The National Forest is a key tourist facility for the East Midlands and in North West Leicestershire, includes Hicks Lodge Cycle Centre, Moira Furnace, Sence Valley Country Park and Conkers. Other local key destination sites include Snibston Colliery Park and the 1620s House & Garden (a medieval manor house, believed to date back to around 1290).

# NORTH WEST LEICESTERSHIRE COUNCIL INDOOR BUILT FACILITIES (SPORTS AND COMMUNITIES) - NEEDS ASSESSMENT

Figure 1.1: North West Leicestershire with main roads and neighbouring authorities



## 1.4: Report structure

The Royal Town Planning Institute (RTPI) in a report entitled 'Strategic Planning: Effective Co-operation for Planning Across Boundaries (2015)' puts the case for strategic planning based on six general principles:

- ◆ Have focus.
- ◆ Be genuinely strategic.
- ◆ Be spatial.
- ◆ Be collaborative.
- ◆ Have strong leadership and
- ◆ Be accountable to local electorates.

# **NORTH WEST LEICESTERSHIRE COUNCIL INDOOR BUILT FACILITIES (SPORTS AND COMMUNITIES) - NEEDS ASSESSMENT**

---

KKP has paid due regard to these strategic principles and this needs assessment report is, thus, structured as follows:

- ◆ Section 2 - review of background policy documentation (national/regional/local) and a profile of the population and socio-demographic characteristics of the Authority.
- ◆ Section 3 - description of methodology employed to assess provision.
- ◆ Section 4 - assessment of sport halls provision.
- ◆ Section 5 - assessment of swimming pool provision.
- ◆ Section 6 - assessment of health and fitness provision.
- ◆ Section 7 - assessment of squash.
- ◆ Section 8 – assessment of indoor bowls.
- ◆ Section 9 – assessment of indoor tennis
- ◆ Section 10 – assessment of gymnastics and trampolining.
- ◆ Section 11 – community buildings
- ◆ Section 12 – initial strategic recommendations.



# NORTH WEST LEICESTERSHIRE COUNCIL INDOOR BUILT FACILITIES (SPORTS AND COMMUNITIES) - NEEDS ASSESSMENT

## SECTION 2: BACKGROUND

### 2.1: National context

It is important to note that a change of UK Government took place in July 2024. The majority of strategies and policies to which reference is made below were set in place prior to June 2024 and it is, thus, likely that over the period of time to which this strategy applies, some changes will be made.

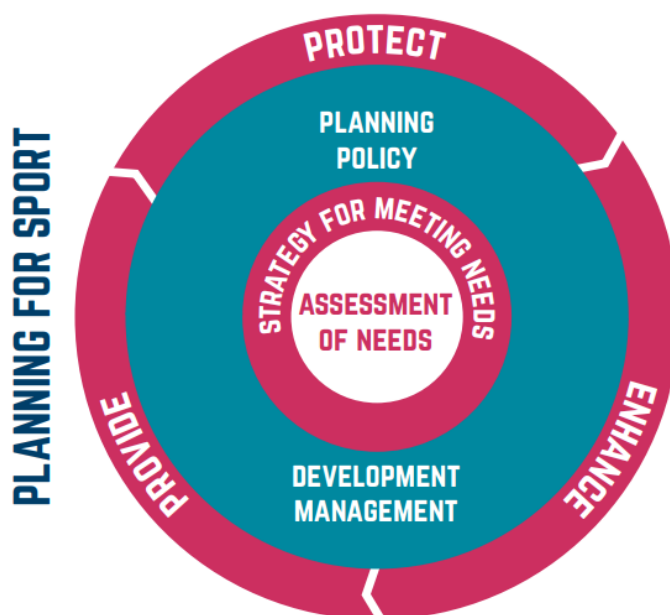
The Government [Get Active: A strategy for the future of sport and physical activity](#) has the focus on increasing physical activity, making sport more welcoming and inclusive, and ensuring the long-term financial and environmental sustainability of the sector. In addition, the recently launched cross-departmental National Physical Activity Taskforce has a focus on environmental sustainability in the sector, clear targets for increasing physical activity rates and a new vision for leisure facilities in 2023.

Get Active sets out how the government will work with the sector to achieve these aims by ensuring that everyone has the opportunity to get active. Central to this is a focus on ensuring that children establish a lifetime of engagement with sport and physical activity. This is accompanied by the introduction of national targets for participation to help hold Government and the sector to account for delivering the change that is needed.

### Sport England

Sport England aims to ensure positive planning for sport, enabling the right facilities to be provided in the right places, based on up-to-date assessment of needs for all levels of sport and all sectors of the community. This assessment report has been produced for NWLDC applying the principles and tools identified in ANOG.

Figure 2.1: The Sport England Planning for Sport Model



Assessment of need is core to planning for sporting provision. It is underpinned by 12 planning-for-sport principles which help the planning system to contribute to sustainable development by fulfilling the key role of the NPPF in creating strong, vibrant and healthy communities.

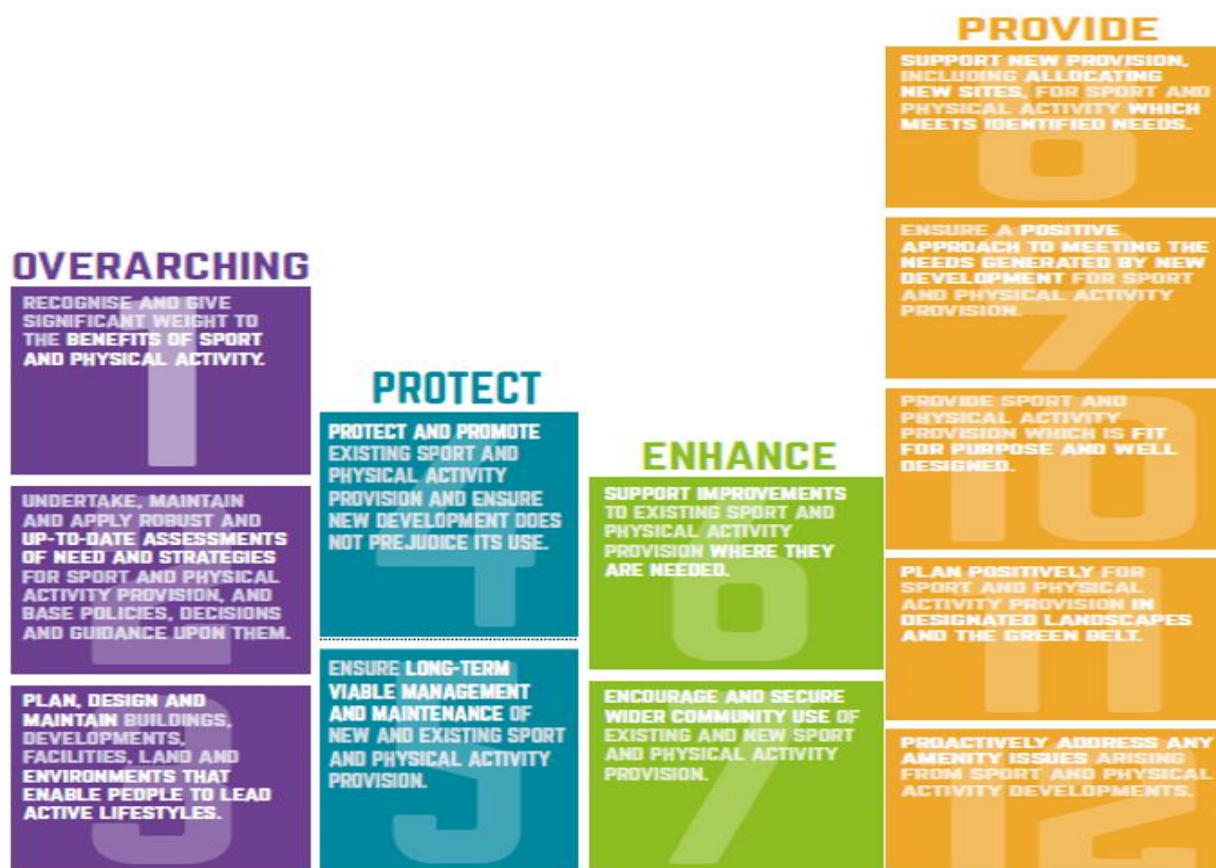
# NORTH WEST LEICESTERSHIRE COUNCIL

## INDOOR BUILT FACILITIES (SPORTS AND COMMUNITIES) - NEEDS ASSESSMENT

Applying them ensures that the planning system plans positively to enable and support healthy lifestyles, delivers community and cultural facilities and services to meet local needs, and provides opportunity for all to experience the benefits that taking part in sport and physical activity brings.

They apply to all areas of the planning system and to planning at local authority and neighbourhood levels. As such they are of relevance to all involved in, or looking to engage with, the planning system.

Figure 2.2: Sport England's 12 planning principles



### Sport England: Uniting the Movement 2023

Sport and physical activity have a major role to play in improving the physical and mental health of the nation, supporting the economy, reconnecting communities, and rebuilding a stronger society for all following the global pandemic. Reflecting this, Sport England's Uniting the Movement strategy sets out its 10-year vision to transform lives and communities through sport and physical activity.

It seeks to tackle the inequalities that it states are long seen in sport and physical activity noting that 'providing opportunities to people and communities that have traditionally been left behind, and helping to remove the barriers to activity, has never been more important'. The three key Strategy objectives are:

1. Advocating for movement, sport and physical activity.
2. Joining forces on five big issues.
3. Creating the catalysts for change.

# NORTH WEST LEICESTERSHIRE COUNCIL

## INDOOR BUILT FACILITIES (SPORTS AND COMMUNITIES) - NEEDS ASSESSMENT

---

As well as being an advocate for sport and physical activity, through the building of evidence and partnership development, the Strategy identifies five big issues that communities and people need to address by working together. They are described as the major challenges to England being an active nation over the next decade as well as being the main opportunities to make a lasting difference. They are designated as a building blocks that individually would make a difference but tackled collectively could change things profoundly. The issues are:

- ◀ Recover and reinvent: recovering from the biggest crisis in a generation and reinventing as a vibrant, relevant, and sustainable network of organisations providing sport and physical activity opportunities that meet the needs of different people.
- ◀ Connecting communities: focusing on sport and physical activity's ability to make better places to live and bring people together.
- ◀ Positive experiences for children and young people: unrelenting focus on positive experiences for all children and young people as the foundations for a long and healthy life.
- ◀ Connecting with health and wellbeing: strengthening the connections between sport, physical activity, health, and wellbeing, so more people can feel the benefits of, and advocate for, an active life.
- ◀ Active environments: creating and protecting the places and spaces that make it easier for people to be active.

To address these five big issues, the right conditions for change need to be created: across people, organisations, and partnerships to help convert plans and ideas. This will include a range of actions, including development of effective investment models and applying innovation and digital technology to ensure sport and physical activity are more accessible.

The specific impact of the strategy will be captured via funded programmes, interventions made, and partnerships forged. For each specific area of action, key performance indicators will be developed to help evidence the overall progress being made by all those involved in supporting sport and physical activity.

### **Total annual social value of sport and physical activity in England 2024<sup>1</sup>**

Sport and physical activity are widely recognised as making people happier, healthier, and fostering stronger communities. This is why creating more opportunities for those who need them most is central to Sport England's Uniting the Movement strategy.

The social and economic value of community sport and physical activity in England 2020<sup>2</sup> created an evidence base to better understand the value of taking part in sport and physical activity. Sport England, in partnership with social value experts State of Life, sports economists from the Sport Industry Research Centre (SIRC) at Sheffield Hallam University, and the Institute of Sport at Manchester Metropolitan University, developed an updated national model to quantify the social value of community sport and physical activity.

The October 2024 report breaks down the social and economic impact of community sport and physical activity into two parts. Part one focuses on the primary benefits, such as physical and mental health improvements, while part two explores the broader value to society.

Community sport and physical activity contributed £107.2 billion annually to the UK in 2023/2024, through both social and economic benefits. Of this, £96.7 billion is attributed to primary value, with

---

<sup>1</sup> [Link to Sport and physical activity generates over £100 billion in social value | Sport England](#)

<sup>2</sup> [Link to Social and economic value of community sport and physical activity in England 2020](#)

# **NORTH WEST LEICESTERSHIRE COUNCIL INDOOR BUILT FACILITIES (SPORTS AND COMMUNITIES) - NEEDS ASSESSMENT**

---

individual wellbeing improvements driven by adult volunteering, youth participation, and adult participation.

This underscores the profound impact of sport and physical activity on quality of life, as improved health and wellbeing positively influence relationships, social connections, and productivity.

It also generated £10.5bn in secondary value; of which £9.3bn is associated with the 'active population' and £1.2bn of the 'fairly active' population through reduced GP visits and mental health service usage. Over three million cases of non-communicable diseases or chronic health conditions were prevented, including depression (1.3 million cases), back pain (0.9 million) and type 2 diabetes (0.6 million). A total of £130 million spent treating injuries related to sport and physical activity participation.

There would be an estimated £15.6 billion more annual social value created by sport and physical activity if the wider adult population, including those with 1 or 2+ characteristics of inequality, were active at the same levels as those with zero characteristics of inequality. This would equate to over four million more 'active' adults in England.

## **Sport England: The Future of Public Sector Leisure (2023)**

Engagement by Sport England with the public leisure sector has highlighted that the Covid 19 Pandemic has accelerated the appetite for local authorities to look at leisure services and re-examine the purpose of their provision, delivery against local community outcomes and consider their alignment with broader strategic outcomes, particularly health.

Key insights from the report ([Sport England: The Future of Public Sector Leisure](#)) include that:

- ❖ 68% of sports halls and swimming pools were built 20+ years ago. Although more than £150m was invested in the opening of new public leisure and swimming facilities in 2018/19<sup>3</sup>, with another £200m worth of assets in construction or planning there remains significant levels of ageing public leisure stock.
- ❖ 72% of all school swimming lessons take place in a public leisure facility, which included both the statutory learn to swim programme and the water safety curriculum across primary schools. Swimming club usage is also predominantly based at public leisure facilities.

The leisure sector emerged from the pandemic in a fragile state. Emergency funding<sup>4</sup> helped to avert financial catastrophe and enabled the additional costs of maintaining public assets and reopening services to be met. This funding is, however, finite and is largely exhausted. At best, financial pressures risk limiting the ability of stakeholders to deliver against their commitments; at worst they may result in the permanent closure of some services or facilities.

In respect of the recovery of the sector to pre-Pandemic participation levels, data generated via the [Moving Communities](#) platform suggests that in October 2021, throughput levels (13.2 million) were still lower than the monthly average in 2019 (17.8 million). Recovery of participation levels across different activities has been imbalanced and has leant towards those activities which deliver a faster return to pre-pandemic revenue levels.

Sites refurbished in the last 10 years saw throughput recovery of 68% compared with a recovery of 62% for those last refurbished 20+ years ago, suggesting that investment in newer facilities

---

<sup>3</sup> 2 Mintel Report on Leisure Centres and Swimming Pools (September 2019)

<sup>4</sup> Local authorities invested £160 million The National Leisure Recovery Fund £100m, Leisure operators drew on £171 million of reserves alongside further relief measures such as the Government's furlough scheme.

# **NORTH WEST LEICESTERSHIRE COUNCIL**

## **INDOOR BUILT FACILITIES (SPORTS AND COMMUNITIES) - NEEDS ASSESSMENT**

---

creates spaces that have greater appeal, increase user confidence levels and provide a more relevant offer to meet current customer demands.

To address these significant challenges, a repositioning of the traditional offer of public leisure into one akin to an **active wellbeing service** is advocated focusing on added value and supporting delivery of key local priorities, alongside wider government policy around Levelling Up, net zero and health inequalities.

### **Chief Medical Officer Physical Activity Guidelines 2019**

This updated the 2011 physical activity guidelines issued by the four chief medical officers (CMOs) of England, Scotland, Wales and Northern Ireland. They drew upon global evidence to present guidelines for different age groups, covering the volume, duration, frequency and type of physical activity required across the life course to achieve health benefits.

Since 2011, evidence of the health benefits of regular physical activity for all groups has become more compelling. In children and young people, regular physical activity is associated with improved learning and attainment, better mental health and cardiovascular fitness, also contributing to healthy weight status. In adults, there is strong evidence to demonstrate the protective effect on physical activity on a range of many chronic conditions including coronary heart disease, obesity and type 2 diabetes, mental health problems and social isolation.

Regular physical activity can deliver cost savings for the health and care system and has wider social benefits for individuals and communities. Key factors for each age group are as follows:

- ◆ Under-5s (infants, toddlers and pre-schoolers): should spend at least 180 minutes (3 hours) per day in a variety of different exercises, whereas infants should be physically active several times every day in a variety of ways, including interactive floor-based activities.
- ◆ Children and young people (5-18 years): should engage in moderate-to-vigorous intensity physical activity for an average of at least 60 minutes per day across the week.
- ◆ Adults (19-64 years): for good physical and mental health, adults should aim to be physically active every day. This could be 150 minutes of moderate exercise, 75 minutes of vigorous exercise or even shorter durations of very vigorous intensity activity, or a combination of moderate, vigorous and very vigorous intensity activity.
- ◆ Older adults (65+): should participate in daily physical activity to gain health benefits, including maintenance of good physical and mental health, wellbeing, and social functioning. Each week older adults should aim to accumulate 150 minutes (two and a half hours) of moderate intensity aerobic activity.

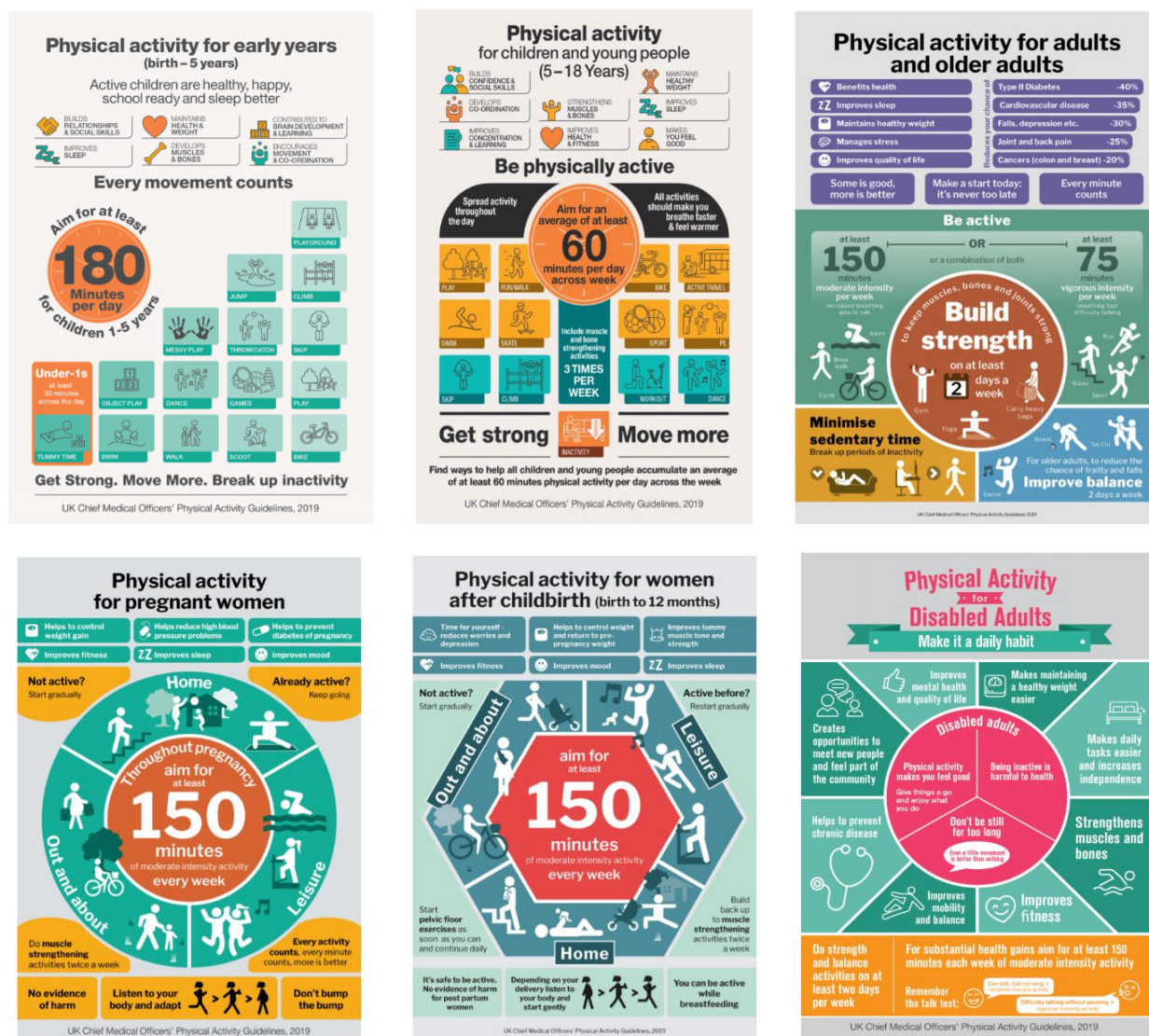
The report also recognises an emerging evidence base for the health benefits of performing very vigorous intensity activity performed in short bouts interspersed with periods of rest or recovery (high intensity interval exercise, HIIT). Available evidence demonstrates that high intensity interval exercise has clinically meaningful effects on fitness, body weight and insulin resistance. This option has therefore been incorporated into the recommendation for adults.

It, thus, emphasises the importance of regular activity for people of all ages. It presents additional guidance on being active during pregnancy, after giving birth, and for disabled adults. The new guidelines are consistent with previous ones, introducing some new elements and allowing flexibility in achieving recommended physical activity levels for each age group.



# NORTH WEST LEICESTERSHIRE COUNCIL INDOOR BUILT FACILITIES (SPORTS AND COMMUNITIES) - NEEDS ASSESSMENT

Figure 2.3: Physical activity guidelines



## Joseph Rowntree Foundation UK Poverty 2025 report

This report notes that poverty in the UK has now increased to close to pre-pandemic levels. Available data provides evidence that more than one in five people now live in poverty (including 4.3 million children). Of these, 40% are described as being in 'deep poverty', with an income considerably below the standard poverty line. Certain groups of people face particularly high levels of poverty. They include (figures relate to 2022/23 unless otherwise stated):

- ✦ Larger families – where 45% of children in families with 3 or more children were in poverty.
- ✦ Families whose childcare responsibilities limit their ability to work – 44% of children in lone-parent families were in poverty.
- ✦ Many minority ethnic groups – many households have higher rates of child, very deep and persistent poverty.
- ✦ 30% of disabled people are in poverty. This rate is higher (at 38%) for people with a long-term, limiting mental health condition.
- ✦ 28% of informal carers (those with caring responsibilities). They have limited ability to work and unpaid social-care givers experience an average pay penalty of nearly £5,000/annum.

## NORTH WEST LEICESTERSHIRE COUNCIL INDOOR BUILT FACILITIES (SPORTS AND COMMUNITIES) - NEEDS ASSESSMENT

---

- ◆ Families not in work – more than half of working-age adults (56%) in workless households are in poverty - compared with 15% in working households. Around two-thirds of working-age adults in poverty actually live in a household where someone is in work.
- ◆ Part-time workers and the self-employed - the poverty rate for part-time workers was nearly triple that of full-time workers (22% compared with 8%).
- ◆ 43% of people living in rented accommodation and 35% of private renters are in poverty after housing costs.
- ◆ Poverty rates of people claiming different income-related benefits are much higher than the national average poverty rate.

### Environmental sustainability

The UK Government net zero strategy 'Build Back Greener' was published in October 2021. This sets out how it intends the UK to meet its target for decarbonisation by 2050. It focuses on interventions such as:

- ◆ A fully decarbonised power system by 2035 with all electricity coming from 'low carbon sources'.
- ◆ Improved efficiency of heating for homes and buildings, aiming for all new heating appliances to be based on low carbon technologies, such as electric heat pumps or hydrogen boilers.
- ◆ Low carbon fuel supply – by scaling up the production of low carbon alternatives including hydrogen and biofuels.

[Sport England](#) reports that <sup>5</sup>climate change and the increased occurrence of extreme weather that it brings are already affecting sports facilities, meaning that the sector needs to build greater resilience to counter this very real threat.

It proposes that a wide range of issues should be considered when approaching project development to, and the resultant environmental impact of, say, new swimming pool development. This applies to determining whether to refurbish an existing building with its carbon already embedded or to build anew<sup>6</sup>. In establishing a sustainability strategy early on Sport England suggests some key principles as part of a 'pathway to sustainability' and net zero carbon in respect of building design and operation.

- ◆ Reduce energy consumption as a first measure to reduce carbon emissions/energy costs.
- ◆ Change behaviour, eliminate energy waste and operate energy control systems more effectively at no extra cost.
- ◆ Passive design - building orientation and placement on site is critical to achieving net zero targets. Harness a site's natural resources to benefit cross ventilation, natural lighting, solar gain, shelter or shading.
- ◆ Fabric efficiency Maximise the building fabric and glazing performance.
- ◆ Minimise initial energy demand to reduce demand on plant and technologies incorporated.
- ◆ Efficient systems Invest in appropriate energy-efficient products including heating, ventilation, fittings, controls, sensors, heat pumps and recovery systems.
- ◆ On-site renewables Incorporate low and zero carbon (LZC) technologies to produce energy on site.
- ◆ Off-site renewables - only use energy providers who use renewable energy.

---

<sup>5</sup>[Sport England Environmental Sustainability policy](#)

# **NORTH WEST LEICESTERSHIRE COUNCIL**

## **INDOOR BUILT FACILITIES (SPORTS AND COMMUNITIES) - NEEDS ASSESSMENT**

---

### **Investment in school sport (may need to be updated)**

In 2021 the Department for Education announced a £10.1 million funding package to help more schools open their facilities to the public post Pandemic. The funding was administered by Sport England and distributed via the Active Partnership Network will help schools deliver extra-curricular activities and open their facilities outside of the school day during evenings, weekends and school holidays.

In March 2023, The Government announced that a funding package to boost equal opportunities in school sport to both boys' and girls' sport. Schools that successfully deliver equal opportunities for girls and boys will be rewarded through the School Games Mark, which will assess parity of provision in PE and extracurricular sport.

Schools are also being asked to offer a minimum of two hours curriculum PE time and Government will provide support to schools on how to do this through the upcoming refresh of the School Sport Action Plan. This is backed by a package of cross-government funding to help boost sport and activities both inside and outside school hours including the confirmation of over £600 million in funding over the next two academic years for the PE and Sport Premium and £22 million for the School Games Organisers (SGO) network.

### **The Physical Literacy Consensus Statement for England – Sport England (2023)**

This was developed to facilitate a shared understanding of physical literacy for those working in the sport, education, physical activity, recreation, play, health and youth sectors. It offers a broad overview of physical literacy, why it matters and how it can be developed and supported.

Developing a consensus on the term physical literacy has been a priority, as understanding what impacts people's relationship with movement and physical activity throughout life will enable those working in the sector to ensure their offer is as appealing as possible.

In essence, physical literacy represents the extent to which individuals have a positive relationship with movement and physical activity. The Youth Sport Trust has published findings evidencing that a total of 4,000 hours of physical education (PE) has been lost from the curriculum of state-funded secondary schools. PE hours have fallen victim to more time spent online, poor school attendance and declining health and wellbeing levels in young people. Since 2012, the amount of PE in England has fallen by more than 12%.

Evidence also shows that children with high levels of physical literacy are twice as likely to engage in sport and physical activity. In later life, adults who feel they have the opportunity, ability and enjoy being physically active are more likely to be so. To increase physical activity in both children and adults, it is important to consider the cultural and environmental factors which affect physical activity levels alongside the influence of previous experiences.

Ensuring good quality and regular PE in schools is considered to be essential to improving the mental and physical wellbeing of young people and will enable young people to develop new skills, achieve greater academic success and live longer, happier, healthier lives.

### **Sport England Swimming Pool Support Fund**

In 2023, a funding pot of £63 million was announced to ease the pressure on leisure centres with managing the cost of operating, maintaining and heating swimming pools. This is being managed by Sport England and is available to all pools run by councils and charities and all those run on behalf of councils. NWLDC received £242k funding for Whitwick and Coalville Leisure Centre in March 2025 through the Sport England Swimming Pool Support Fund.



# **NORTH WEST LEICESTERSHIRE COUNCIL INDOOR BUILT FACILITIES (SPORTS AND COMMUNITIES) - NEEDS ASSESSMENT**

---

## **Revised National Planning Policy Framework (December 2024)**

The NPPF sets out planning policies for England. It details how these changes are expected to be applied to the planning system. It also provides a framework for local people and their councils to produce distinct local and neighbourhood plans, reflecting the needs and priorities of local communities. It states that the purpose of the planning system is to contribute to the achievement of sustainable development. It identifies the need to focus on three themes of economic, social, environmentally sustainable development:

A presumption in favour of sustainable development is a key aspect for any plan-making and decision-taking processes. In relation to plan-making, the NPPF states that local plans should meet objectively assessed needs. It is clear about sport's role delivering sustainable communities through promoting health and well-being. Sport England, working within the provisions of the NPPF, wishes to see local planning policy protect, enhance and provide for sports facilities based on robust and up-to-date assessments of need, as well as helping to realise the wider benefits that participation in sport can bring.

The promoting healthy communities theme identifies that planning policies should be based on robust, up-to-date assessment of need for open space, sports and recreation facilities and opportunities for new provision. Specific needs, quantitative/qualitative deficiencies and surpluses should be identified and used to inform provision requirements in an area.

## **Summary of national context**

In the context of the challenging economic environment, there is a need to reconnect communities, reduce inequality and create stronger societies. The aim is to catalyse change, with sport/physical activity a key driver and people in all age groups either getting or remaining active. Ensuring adequate suitable facility supply to support this is a key requirement of the planning system in line with national policy recommendations.

## **2.2: Local context**

### **North West Leicestershire District Council (NWLDC) Delivery Plan 2023 -2028**

In summary, the NWLDC Delivery Plan 2023-2028 sets out a clear direction for council work over the next five years, focusing on key areas such as planning, economic growth, communities, the environment, and effective governance. It emphasises a collaborative approach and a commitment to delivering positive outcomes for the residents and businesses of the district. It serves as a roadmap for how the council will work towards its vision of making NWL a place where people and businesses feel they belong and are proud to call home.

Key priority areas:

- ◀ **Planning and regeneration:** this is about shaping the future development of the district, including housing, infrastructure, and economic growth. It may include policies related to land use, building regulations, and the creation of vibrant places.
- ◀ **Economic growth and the physical development of the district:** this focuses on fostering a thriving local economy, attracting businesses, and supporting job creation. It also encompasses the physical development of the area, potentially including commercial and industrial spaces.
- ◀ **Communities and housing:** this area centres on the well-being of residents, looking after council tenants, and ensuring community safety. It likely includes services related to housing provision, community support, and crime prevention.

# NORTH WEST LEICESTERSHIRE COUNCIL

## INDOOR BUILT FACILITIES (SPORTS AND COMMUNITIES) - NEEDS ASSESSMENT

---

- ✦ **Clean, green and zero carbon:** this priority emphasises environmental sustainability, aiming to protect and enhance the natural environment and work towards reducing carbon emissions. It could involve initiatives related to waste management, energy efficiency, and green spaces.
- ✦ **A well-run council:** this focuses on the internal workings of the council, ensuring efficient and effective service delivery, providing value for money, and maintaining sound financial management. It also includes a commitment to positive and friendly customer service.

Overarching themes and principles:

- ✦ **Putting residents first:** the Council aims to act as a custodian of the district's welfare and prioritise the needs of its communities.
- ✦ **Creating the right environment for growth:** similar to the National Forest analogy used in the document, the Council intends to foster conditions that allow communities and businesses to thrive.
- ✦ **Working in partnership:** recognising that it cannot achieve its goals alone, the Council emphasises the importance of collaboration with various partners and communities.
- ✦ **Continuous improvement:** the Council is committed to monitoring its performance and striving for ongoing improvement in the services it provides.
- ✦ **Listening and responding:** the Council acknowledges the need to be better at listening to residents and responding to their feedback.

### North West Leicestershire (NWL) Local Plan

This is a crucial document that sets out the long-term vision and framework for development within the district. It guides decisions on planning applications and aims to shape the future of the area by addressing various needs and challenges.

Purpose and scope:

- ✦ The current Local Plan (adopted in November 2017) covers the period 2011 to 2031. It outlines the current strategy for delivering homes, jobs, and infrastructure needed in the district.
- ✦ The Council is currently preparing a new Local Plan, to cover the 2024 to 2042 period. It will update existing policies and address changes in national planning policies and local circumstances.

Key elements and objectives (based on the ongoing review and existing plan):

- ✦ **Housing:** identifying the amount and location of new housing required to meet the needs of the growing population. The new Local Plan is currently being prepared to meet a housing requirement of 686 dwellings per year. The plan period has now been amended to cover the 2024 to 2042 period.
- ✦ **Employment:** planning for economic growth by allocating land for employment uses and supporting job creation. A consultation in March-May 2025 acknowledged a potential shortfall in general needs employment land up to 2042.
- ✦ **Infrastructure:** ensuring that necessary infrastructure, such as transport links, schools, healthcare facilities, and utilities, is in place to support new development.
- ✦ **Sustainability:** promoting sustainable development principles, including addressing climate change through energy efficiency and renewable energy, protecting the environment, and promoting healthy lifestyles.
- ✦ **Settlement hierarchy:** defining a hierarchy of settlements within the district (e.g., principal town, key service centres, local service centres) to guide the location and scale of development.
- ✦ **Limits to development:** defining boundaries to manage urban sprawl and protect the character of existing settlements and the countryside.

# NORTH WEST LEICESTERSHIRE COUNCIL

## INDOOR BUILT FACILITIES (SPORTS AND COMMUNITIES) - NEEDS ASSESSMENT

---

- ◆ **Design quality:** ensuring that new development is of high-quality design and respects the local context.

The preparation and review of all policies should be underpinned by relevant and up-to-date evidence. This should be adequate and proportionate, focused tightly on supporting and justifying the policies concerned. This document forms part of the Council's Local Plan evidence base.

Current status and review process:

- ◆ The adopted Local Plan 2011-2031 forms part of the current development plan.
- ◆ The Council began reviewing the Local Plan shortly after its adoption.
- ◆ Several rounds of consultation have taken place as part of the new Local Plan's preparation, including on development strategy options (2022) and proposed policies and site allocations (February-March 2024).
- ◆ A consultation on additional proposed housing and employment site allocations took place between March and May 2025).
- ◆ The Council is working to submit the new Local Plan for examination before the end of December 2026.

In summary, the NWL Local Plan is a vital strategic document that guides development in the district and provides a framework for making decisions on planning applications. It is used by developers, landowners, residents, and the council to understand what kind of development is appropriate and where. Neighbourhood plans, prepared by local communities, must be in general conformity with the Local Plan.

### NWL Community Health and Wellbeing Plan 2023-2026

This aims to improve the health and wellbeing of people living and working in the district. It was created through collaboration with NHS Leicester, Leicestershire and Rutland, stakeholders, and local residents to identify key priorities and issues. It will inform the broader Leicestershire Joint Health and Wellbeing Strategy and address health needs at a neighbourhood level.

Key features and priorities:

**Collaborative development:** the plan was developed collaboratively with various stakeholders and the community, ensuring that local needs and perspectives were considered.

**Informed by data:** The nine key priority areas were identified in February 2023 through stakeholder engagement and were supported by local data from teams working directly with residents. The plan focuses on the following nine areas:

- |                           |                                                     |
|---------------------------|-----------------------------------------------------|
| ◆ Cancer prevention       | ◆ Obesity/overweight                                |
| ◆ Hip fracture prevention | ◆ Mental health                                     |
| ◆ Dementia                | ◆ Learning disabilities / special educational needs |
| ◆ Breastfeeding           | ◆ Diabetes                                          |
| ◆ Carers support          |                                                     |

These nine priorities are being addressed over the three-year period of the plan:

**Year 1:** cancer prevention, hip fracture prevention, obesity/overweight, and mental health.

**Year 2:** breastfeeding, dementia, and learning disabilities.

**Year 3:** carers support and diabetes.

## NORTH WEST LEICESTERSHIRE COUNCIL INDOOR BUILT FACILITIES (SPORTS AND COMMUNITIES) - NEEDS ASSESSMENT

---

The NWL plan feeds into the Leicestershire Joint Health and Wellbeing Strategy, ensuring a coordinated approach to improving health across the wider region. This Joint Strategy for Leicestershire (2022-2032) has a 10-year scope and is reviewed every three years. It emphasises a person-centred approach, prevention, enabling independence, equal access to services, and prioritizing both mental and physical health.

The Joint Health and Wellbeing Strategy adopts a life course approach, considering health and wellbeing needs across different stages of life:

- ▶ Best start for life (pre-natal to 19/25 years).
- ▶ Staying healthy, safe and well (19/25 years plus).
- ▶ Living and supported well (older people and those with health needs).
- ▶ Dying well (end of life).

A key aim of the broader strategy, to which the local plan contributes, is to ensure equal access to services and reduce health inequalities across Leicestershire.

The plan is designed to respond to health priorities at a local level, allowing for targeted interventions and community-specific actions.

**Monitoring and review:** the council monitors its performance against the objectives of the broader Delivery Plan (2023-2028), which would probably include elements related to this Health and Wellbeing Plan. The Joint Health and Wellbeing Strategy is also reviewed every three years to reflect changing needs.

### Active Together

Active Together is the county wide Active Partnership for Leicestershire. It has the aim to make sport and physical activity not only more accessible but part of everyday life. It is one of 43 active partnerships in England which work with public and local partners to transform lives through sport and physical activity.

The Active Together Partnership Physical Activity Framework 2022-2031 is a ten-year strategy for Leicestershire, Leicester, and Rutland (LLR). It aims to increase physical activity levels and reduce health inequalities across the region, particularly for those who find it most challenging to be active. The stated vision is 'to make physical activity a part of daily life for everyone in LLR, leading to healthier and happier lives'.

Physical activity, encompassing sport and everyday movement, is essential for healthier and happier lives and delivers positive societal outcomes such as improved mental health, reduced social isolation, and a lower carbon footprint. Key strategy principles are set out in the table overleaf.

# NORTH WEST LEICESTERSHIRE COUNCIL INDOOR BUILT FACILITIES (SPORTS AND COMMUNITIES) - NEEDS ASSESSMENT

Key principles:

Principle	Description
Putting people and place first	Taking a community-centred approach to develop local solutions.
Working as a system	Collaborating with key partners to integrate physical activity into everyday life.
Extending and strengthening reach	Identifying new partners to create more opportunities for activity.
Developing an active environment	Promoting sporting assets and helping communities' benefit from them.
Reducing carbon footprint	Encouraging behaviours that contribute to tackling climate change.
Developing leaders and workforce	Addressing diversity challenges and building a skilled workforce.
Being dynamic	Adopting a flexible approach to respond to the changing environment.
Connecting and collaborating	Developing a common purpose with partner organisations.
Thinking long term	Addressing the root causes of inactivity barriers.
Prioritising reducing inequality	Directing resources to those who will benefit most.
Being brave	Encouraging innovation and bold action.

The framework focuses on "our people" "our places," and "our partnerships," emphasising a life-course approach, place-led delivery, and system-wide collaboration. It intends to track progress in increasing physical activity and reducing inactivity levels within the LLR population.

Most of these principles are addressed through programme delivery through a partnership approach with other organisations (such as Everyone Active). An example includes the **Holidays Together Programme**. The programme promotes physical activity and healthy eating during holiday periods. There is a particular focus to deliver these in areas of high deprivation. In North West Leicestershire, the settlement areas are Agar Nook, Ibstock & Ellistown and Hugglescote & Bardon Hill.

## NWLDC Climate Emergency Declaration and Zero Carbon Roadmap (2019)

This, along with the accompanying action plan, was adopted on 31 March 2020. NWLDC targets are to be a net zero carbon council by 2030 and a net zero carbon district by 2050. As noted above, a "clean, green and zero carbon district" is a strategic priority in the [Council Delivery Plan](#). The action plan focuses on carbon emissions, their sources and how to reduce them and identifies recommended actions to achieve net zero carbon status.

## East Midlands Airport (EMA) Sustainable Development Plan (SDP) 2025

EMA is currently consulting on this plan which outlines its vision for growth and operations over the next 20 years while minimising environmental impact and maximising benefits for the region. The overarching vision is to:

- Develop the airport responsibly and sustainably, working with partners to minimise disturbance and reduce emissions.
- Deepen EMA's role in the Midlands by driving growth through better connectivity, creating jobs, and attracting investment.
- Enable passengers to enjoy travel from their local airport and to consolidate EMA's position as the UK's leading global gateway for express freight.



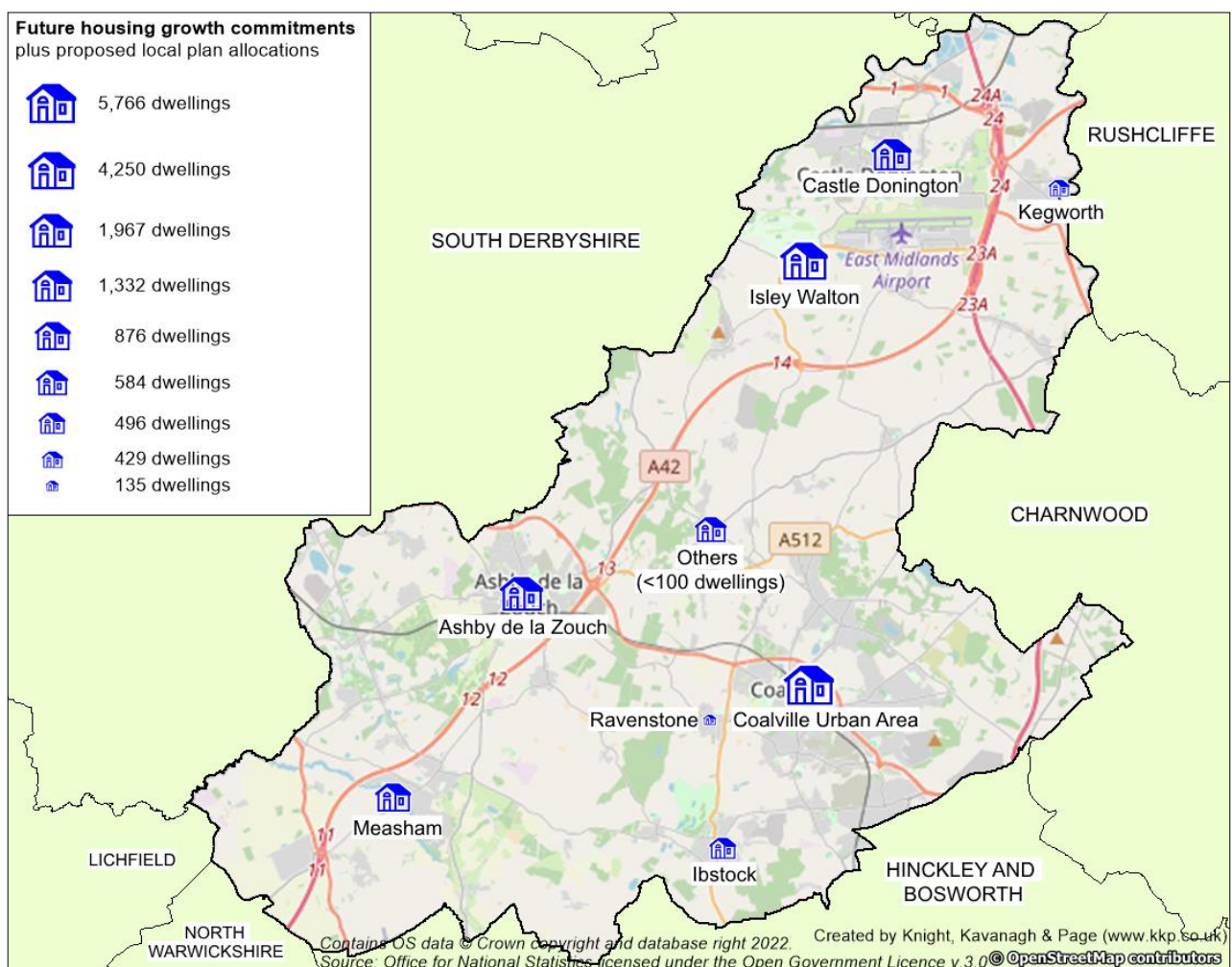
# NORTH WEST LEICESTERSHIRE COUNCIL INDOOR BUILT FACILITIES (SPORTS AND COMMUNITIES) - NEEDS ASSESSMENT

## Local housing growth

The draft Local Plan (2024 to 2042) proposes a total housing requirement of 17,710 dwellings (as agreed 1<sup>st</sup> April 2024). 2,285 have either already been completed or building has commenced, resulting in 15,425 still required.

The map and table overleaf illustrate future housing growth commitments plus proposed local plan allocations along with associated planned facilities. It suggests that only one new sports facility is planned - located in the north in the area of Isley Walton. This new settlement is likely to include provision for sports pitches and infrastructure including schools (two primary/one secondary (or possibly an all through), a sport/community hub, shops and GP services. Dates for construction are not yet known.

Figure 2.4: Future housing growth commitments plus proposed local plan housing allocations in NWL



## NORTH WEST LEICESTERSHIRE COUNCIL INDOOR BUILT FACILITIES (SPORTS AND COMMUNITIES) - NEEDS ASSESSMENT

Table 2.1: Future housing growth commitments plus proposed local plan allocations (as at 1<sup>st</sup> April 2024)

Settlement area	Committed number of dwellings	Additional proposed sports facilities
Coalville Urban Area	5,486	
Ashby de la Zouch	1,922	
Castle Donnington	1,299	
Ibstock	496	
Kegworth	421	
Measham	876	
Ravenstone	135	
Isley Walton	4,250*	One secondary school and sports/community hub.
Others (<100 dwellings)	540	
<b>Total</b>	<b>15,425</b>	

\* 4,250 planned in total- 1,950 will be delivered up to 2042

### Leisure operators within the Authority

Everyone Active manages the two key leisure centres in the District, Whitwick and Coalville Leisure Centre and Ashby Leisure Centre & Lido. Its 25-year contract to manage the facilities, commenced in 2019. Whitwick and Coalville Leisure Centre is a relatively new facility, which opened in 2022, replacing Hermitage Leisure Centre.

Other leisure facilities are managed by academy educational trusts; the main one being Life Multi Academy Trust which manages Ashby School, Ibstock Community College and Ivanhoe School.

### 2.3: Demographic profile

#### Population (Data source: 2022 Mid-Year Estimate MYE, ONS)

The total population of NWL is 110,316 comprising 54,178 males and 56,138 females. As illustrated in the chart below, there is a lower proportion of 5-29 year-olds (NWL: 27.9%, East Midlands: 30.0%), but more in the age groups from 45-64 (NWL: 27.1%, East Midlands: 25.8%). The population density map below is based on lower super output areas (LSOAs) from the most recent ONS Census.

# NORTH WEST LEICESTERSHIRE COUNCIL

## INDOOR BUILT FACILITIES (SPORTS AND COMMUNITIES) - NEEDS ASSESSMENT

Figure 2.5: Population density 2021 Census: NWL (LSOAs)

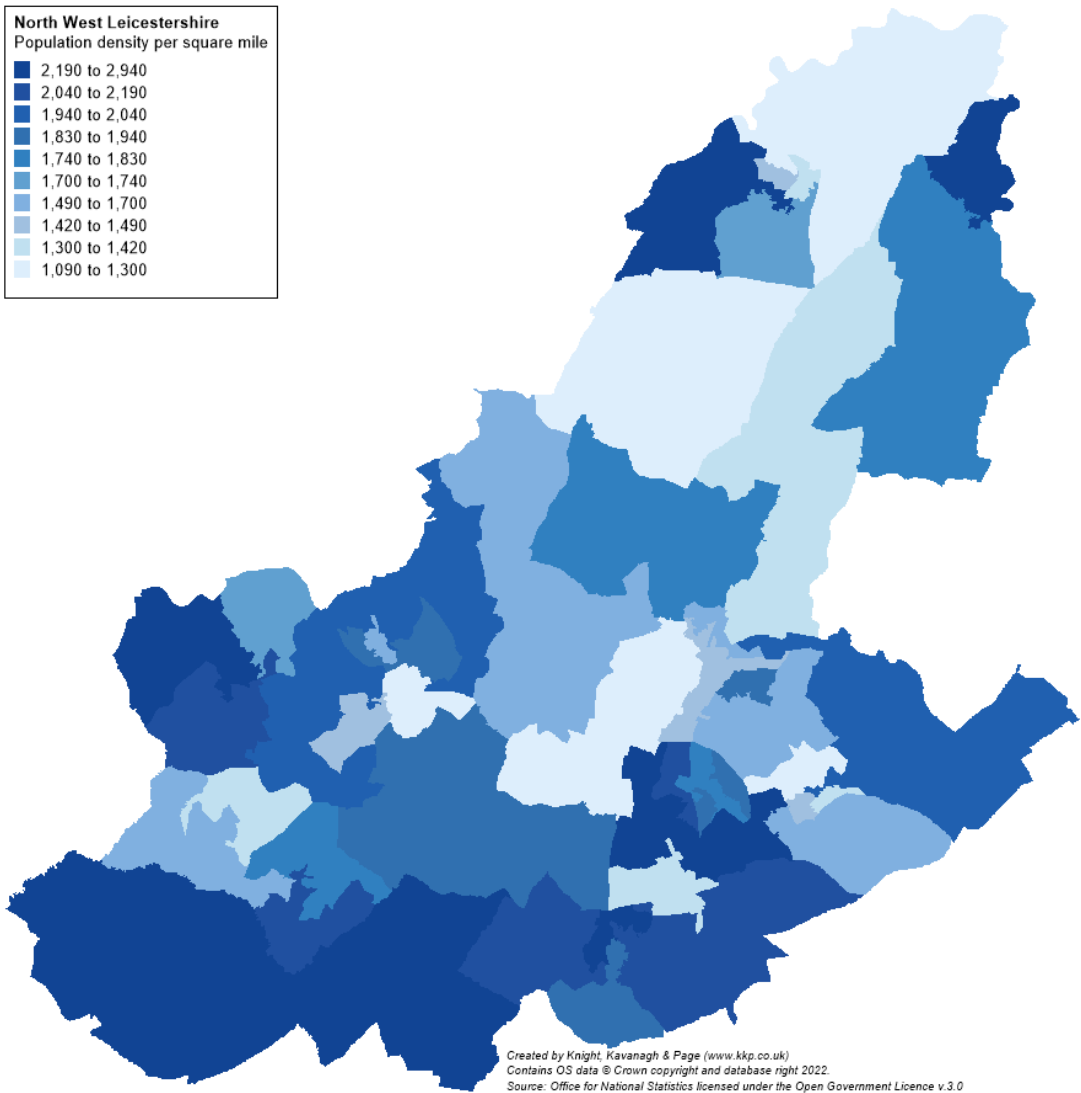
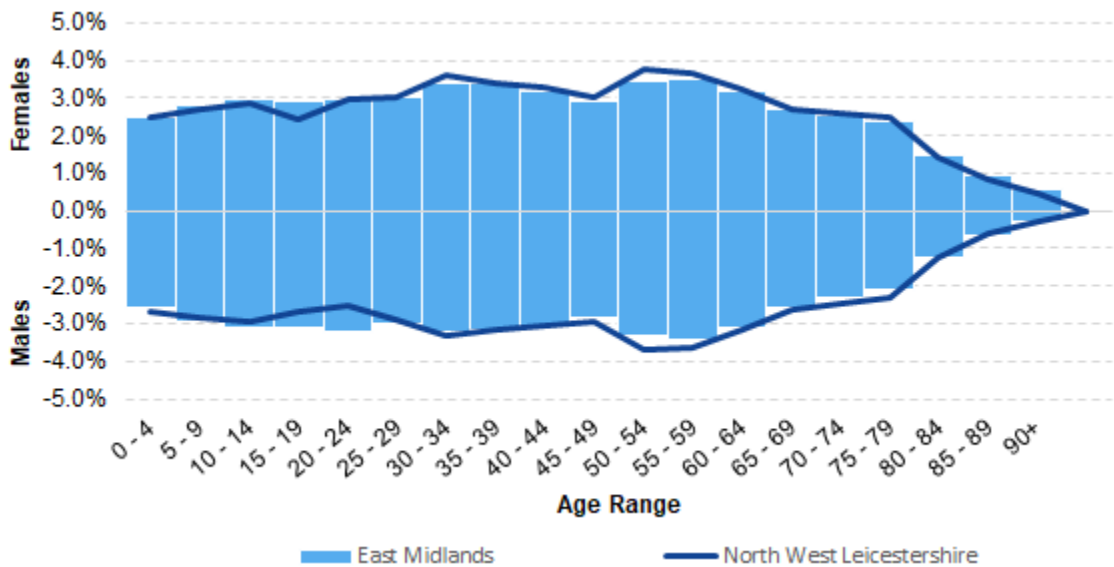


Figure 2.6: Comparative age/sex pyramid for NWL and the East Midlands





# NORTH WEST LEICESTERSHIRE COUNCIL

## INDOOR BUILT FACILITIES (SPORTS AND COMMUNITIES) - NEEDS ASSESSMENT

### Population projections (Data source: 2018-based population projections, ONS)

Projections indicate a rise of 33.3% (+34,028) in NWL's population from 2018 to 2042. Over this extended timeframe:

- ♦ The number of 0-15 year olds, rises by +2,680 (+14.3%) over the first half of the projection -to 2031.
- ♦ There is also a predicted increase in the number of 16-24 year olds, +13.3% in the first period (+1,258) followed by a further increase of +3.3% (+316) in the second period.
- ♦ There is a continuous increase in the numbers of persons aged 65+. This represents a rise of +65.7% (+13,547) between 2018 and 2042.

Figure 2.7: Projected population change (2018 – 2042)

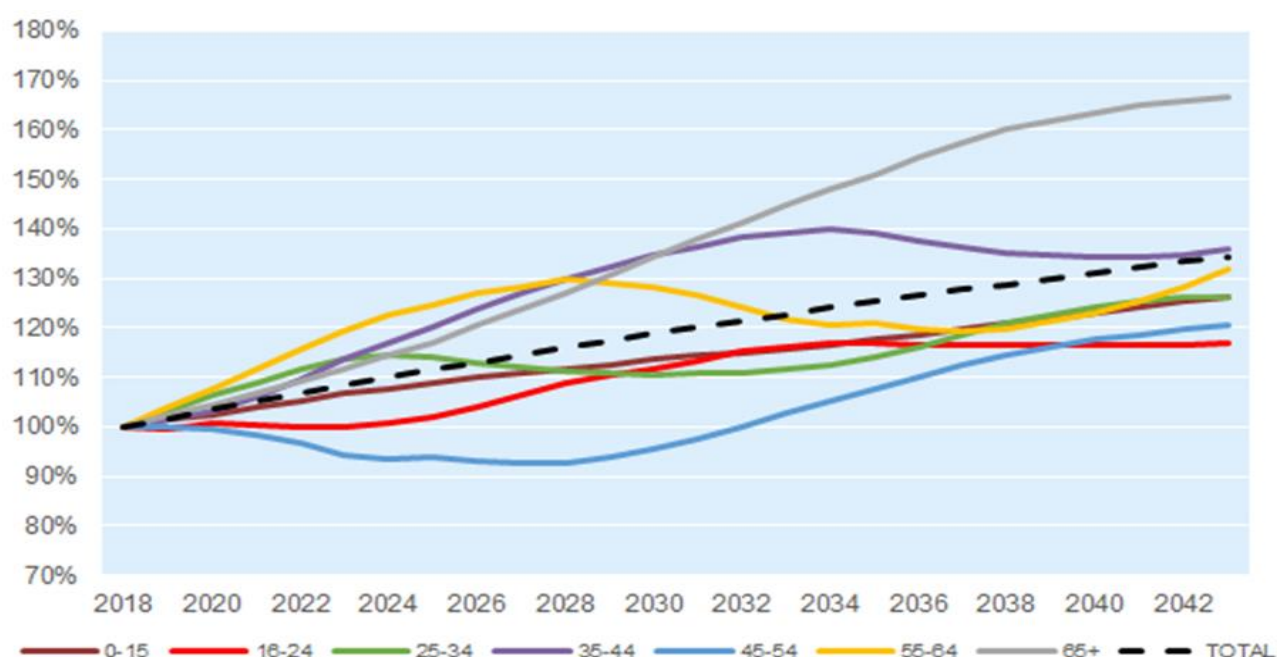


Table 2.2: NWL – ONS projected population (2018 to 2042)

Age (years)	2018 #	2031 #	2042 #	2018 %	2031 %	2042 %	2031 Change	2042 Change
0-15	18,751	21,431	23,476	18.4%	17.5%	17.2%	114.3%	125.2%
16-24	9,483	10,741	11,057	9.3%	8.8%	8.1%	113.3%	116.6%
25-34	11,972	13,260	15,086	11.7%	10.8%	11.1%	110.8%	126.0%
35-44	12,392	16,896	16,710	12.1%	13.8%	12.3%	136.3%	134.8%
45-54	15,998	15,589	19,187	15.7%	12.7%	14.1%	97.4%	119.9%
55-64	13,163	16,646	16,894	12.9%	13.6%	12.4%	126.5%	128.3%
65+	20,367	28,078	33,744	19.9%	22.9%	24.8%	137.9%	165.7%
<b>Total</b>	<b>102,126</b>	<b>122,641</b>	<b>136,154</b>	<b>100.0%</b>	<b>100.0%</b>	<b>100.0%</b>	<b>120.1%</b>	<b>133.3%</b>

# NORTH WEST LEICESTERSHIRE COUNCIL

## INDOOR BUILT FACILITIES (SPORTS AND COMMUNITIES) - NEEDS ASSESSMENT

### Ethnicity (Data source: 2021 Census, ONS)

NWL's ethnic composition does not reflect that of England as a whole. According to the 2021 Census, the largest proportion (95.9%) of the local population classified its ethnicity as White; this is considerably higher than the comparative England rate of 81.0%. The next largest population groups (by self-classification) are Asian and Mixed with 1.5% each. These are much lower than the national equivalents of 9.6% (Asian) and 3.0% (Mixed).

Figure 2.8: Ethnicity in NWL and England

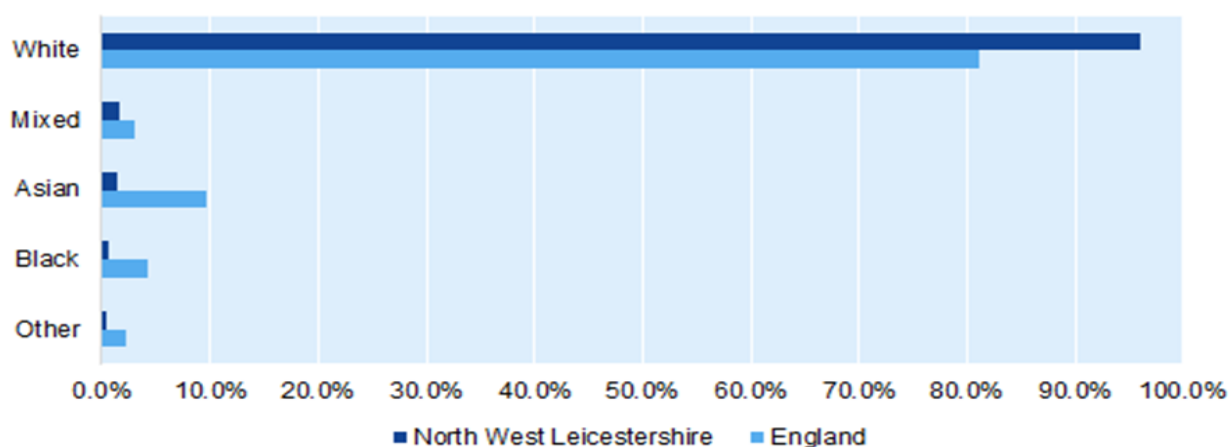


Table 2.3: Ethnic composition – NWL and England

Ethnicity	NWL #	NWL %	England #	England %
White	100,449	95.9%	45,783,401	81.0%
Mixed	1,592	1.5%	1,669,378	3.0%
Asian	1,543	1.5%	5,426,392	9.6%
Black	642	0.6%	2,381,724	4.2%
Other	481	0.5%	1,229,153	2.2%
<b>Total</b>	<b>104,707</b>	<b>100.0%</b>	<b>56,490,048</b>	<b>100.0%</b>

### Car and van ownership (Data source: 2021 Census, ONS)

In total, 39,303 households (87.4%) in NWL have at least one car or van. This is higher than the equivalent rate of 80.9% in the East Midlands and 76.7% in England and Wales. 35.4% of NWL households have access to two or more cars/vans.

Table 2.4: Comparative car and van ownership: NWL, East Midlands and England & Wales.

Car / van ownership	NWL #	NWL %	East Midlands #	East Midlands %	England #	England %
No cars or vans	5,670	12.6%	389,858	19.1%	5,777,962	23.3%
1 car or van	17,109	38.0%	833,573	40.9%	10,236,901	41.3%
2 cars or vans	15,937	35.4%	600,766	29.5%	6,485,729	26.2%
3 or more cars or vans	6,257	13.9%	213,135	10.5%	2,282,601	9.2%
<b>Total</b>	<b>44,973</b>	<b>100.0%</b>	<b>2,037,332</b>	<b>100.0%</b>	<b>24,783,193</b>	<b>100.0%</b>

# NORTH WEST LEICESTERSHIRE COUNCIL

## INDOOR BUILT FACILITIES (SPORTS AND COMMUNITIES) - NEEDS ASSESSMENT

### Crime (Data source: Crime in England and Wales year ending June 2023, ONS)

Crime data is only available for police force areas. NWL is in the Leicestershire Police Force Area, which comprises nine local authorities (Blaby, Charnwood, City of Leicester, Harborough, Hinckley and Bosworth, Melton, NWLDC, Oadby and Wigston, and Rutland). The population of NWL accounts for 9.6% of the Leicestershire Police Force Area.

During the 12 months to September 2024 the number of recorded crimes per '000 persons in the Leicestershire Police Force Area was 83.5. (2023 MYE) This is lower than the equivalent rate for England and Wales as a whole which was 88.2. The number of recorded crimes in the Leicestershire area has fallen significantly (by 9.7%) since September 2023 (2022 MYE). The number for England and Wales fell by 5.0% over the same period.

### Income and benefits dependency (Data source: Nomis 2023)

The median figure for full-time earnings (2024) in NWL is £39,770; the comparative rate for the East Midlands is £35,573 (-10.6 %) and for Great Britain is £37,950 (-4.6%). 1,390 people in NWL claimed out of work benefits in December 2024- an increase of 3.3% when compared to December 2023 (1,345).

### Deprivation (Data source: 2019 indices of deprivation, MHCLG)

Relative to other parts of the country NWL experiences low levels of deprivation; one in 15 of the district's population (6.9%) falls within areas covered by the country's three most deprived cohorts compared to a national average of c.30%. Conversely, 44.3% live in the three least deprived groupings in the country, this compares to a 'norm' of c.30%.

The pattern is broadly replicated for health but not to the same extent. Almost one sixth of NWL's population (15.4%) falls within the areas covered by the three most deprived cohorts, this compares to a national average of c.30%. Conversely, 34.2% live in the three least deprived groupings compared to a 'norm' of c.30%.

Table 2.5: IMD cohorts – multiple deprivation in NWL

10% bands	Population in band	%	Cumulative %
Most deprived - 10.0	3,170	3.3%	3.3%
20.0	0	0.0%	3.3%
30.0	3,522	3.6%	6.9%
40.0	12,269	12.6%	19.5%
50.0	8,233	8.5%	28.0%
60.0	8,249	8.5%	36.5%
70.0	18,638	19.2%	55.7%
80.0	19,591	20.2%	75.9%
90.0	15,552	16.0%	91.9%
Least deprived - 100.0	7,874	8.1%	100.0%

# NORTH WEST LEICESTERSHIRE COUNCIL INDOOR BUILT FACILITIES (SPORTS AND COMMUNITIES) - NEEDS ASSESSMENT

Figure 2.9: Map of multiple deprivation

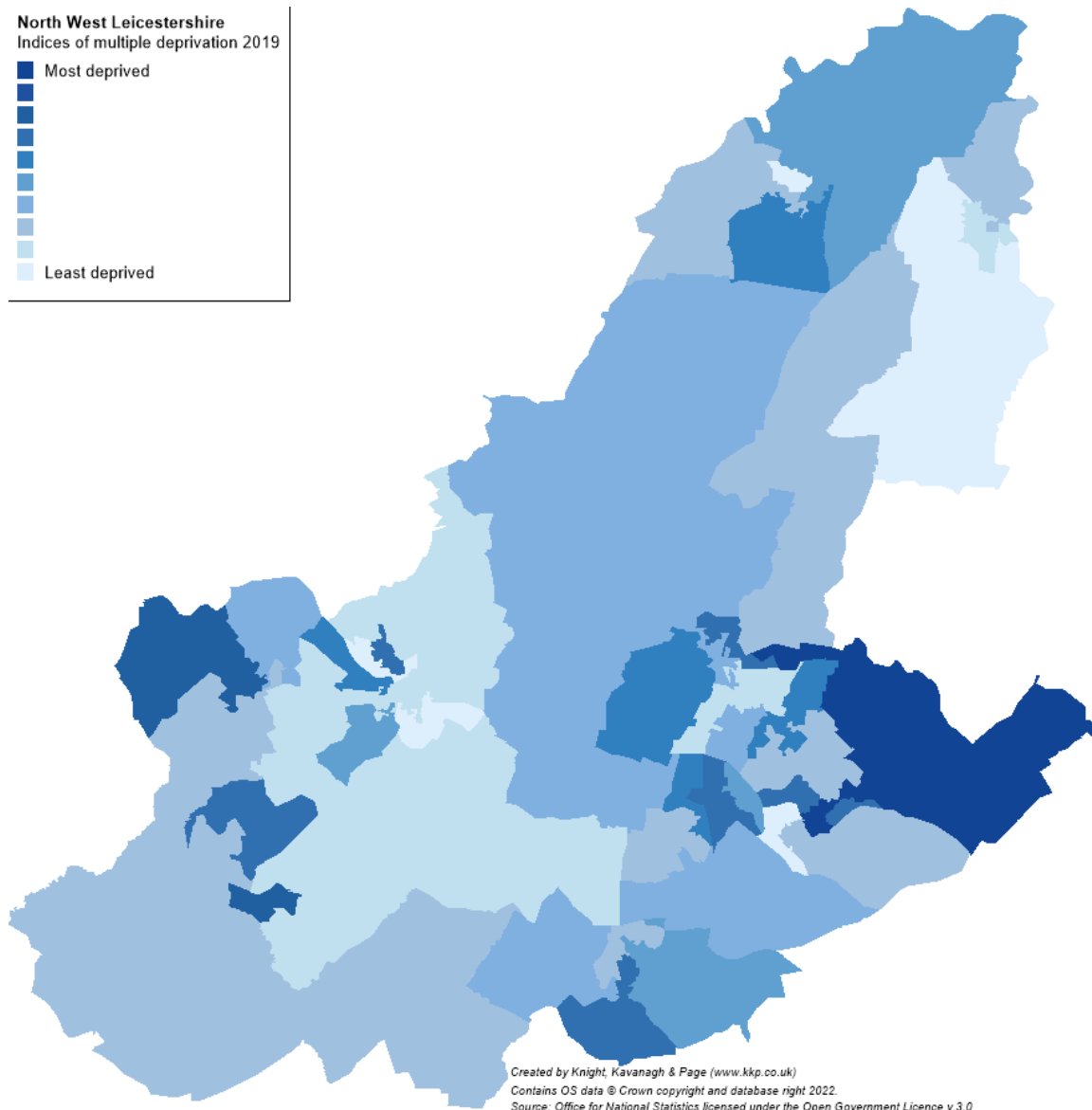
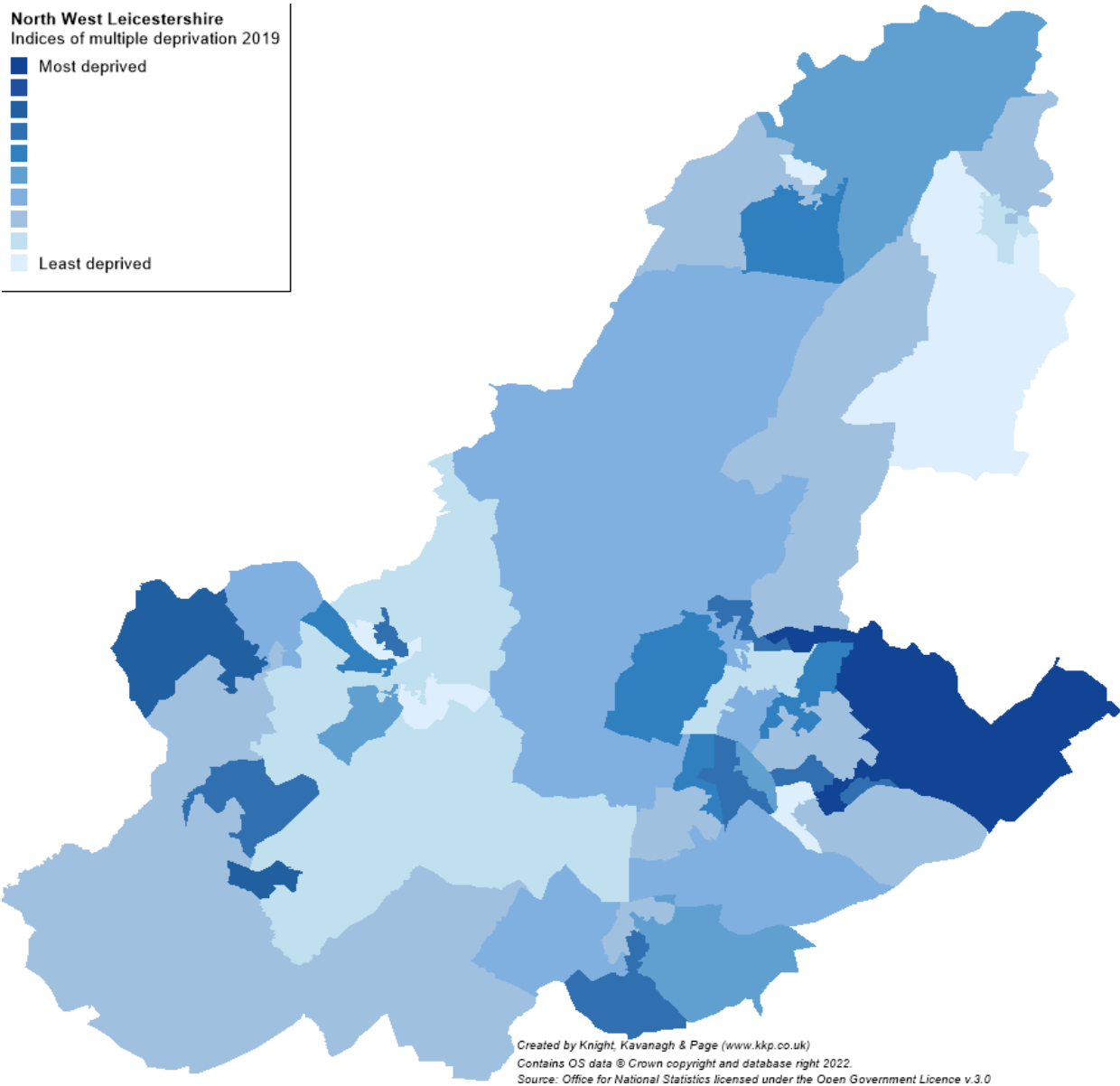


Table 2.6: IMD cohorts – health deprivation in NWL

10% bands	Population in band	%	Cumulative %
Most deprived - 10.0	0	0.0%	0.0%
20.0	1,495	1.5%	1.5%
30.0	13,411	13.8%	15.4%
40.0	11,997	12.4%	27.7%
50.0	12,793	13.2%	40.9%
60.0	11,383	11.7%	52.6%
70.0	12,857	13.2%	65.8%
80.0	15,068	15.5%	81.4%
90.0	18,094	18.6%	100.0%
Least deprived - 100.0	0	0.0%	100.0%

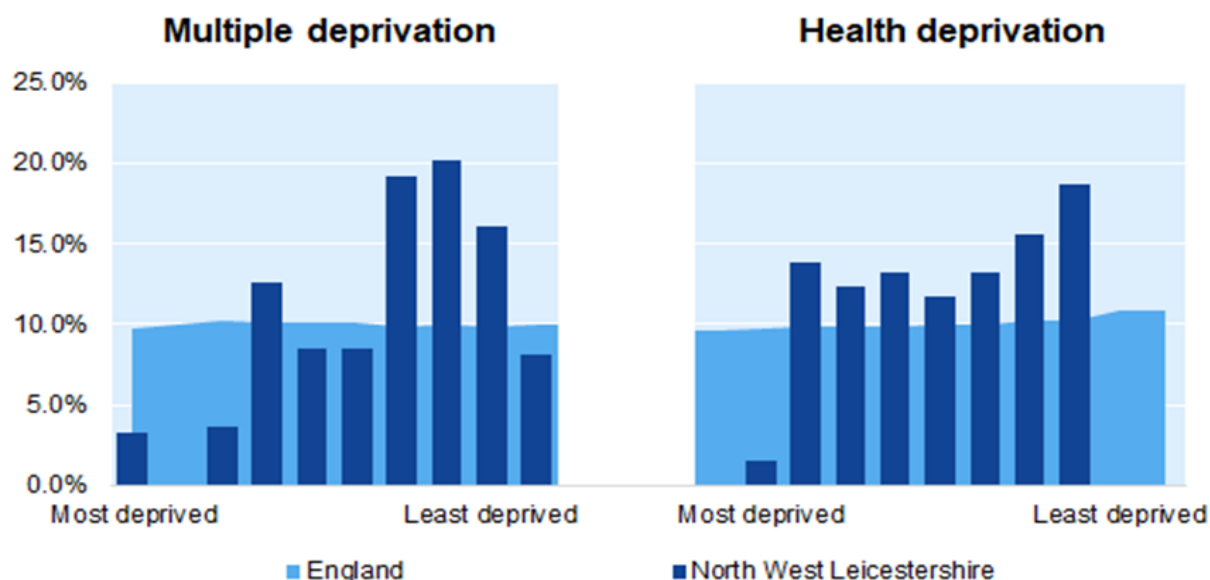
**NORTH WEST LEICESTERSHIRE COUNCIL  
INDOOR BUILT FACILITIES (SPORTS AND COMMUNITIES) - NEEDS  
ASSESSMENT**

Figure 2.10: Map of health deprivation



# NORTH WEST LEICESTERSHIRE COUNCIL INDOOR BUILT FACILITIES (SPORTS AND COMMUNITIES) - NEEDS ASSESSMENT

Figure 2.11: Index of multiple and health deprivation



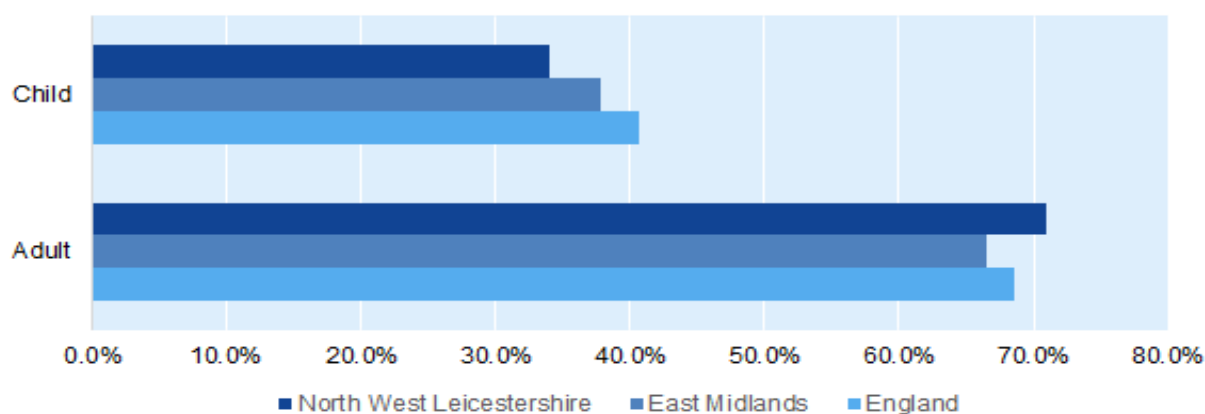
## Health data (Data source: ONS)

In keeping with patterns seen alongside lower levels of health deprivation, life expectancy in NWL is higher than the national figure; the male rate is currently 79.7 compared to 79.4 for England, and the female equivalent is 83.5 compared to 83.1 nationally<sup>7</sup>.

## Weight and obesity (Data sources: NCMP<sup>8</sup> and NOO<sup>9</sup>)

Obesity is widely recognised to be associated with health problems such as type 2 diabetes, cardiovascular disease and cancer. At a national level, the resulting NHS costs attributable to overweight and obesity are projected to reach £9.7 billion by 2050, with wider costs to society estimated to reach £49.9 billion per year. These factors combine to make the prevention of obesity a major public health challenge.

Figure 2.12 – Adult and child overweight and obesity rates



Adult rates of obesity or overweight in NWL are above national and regional rates. However, child rates are below both national and regional rates.

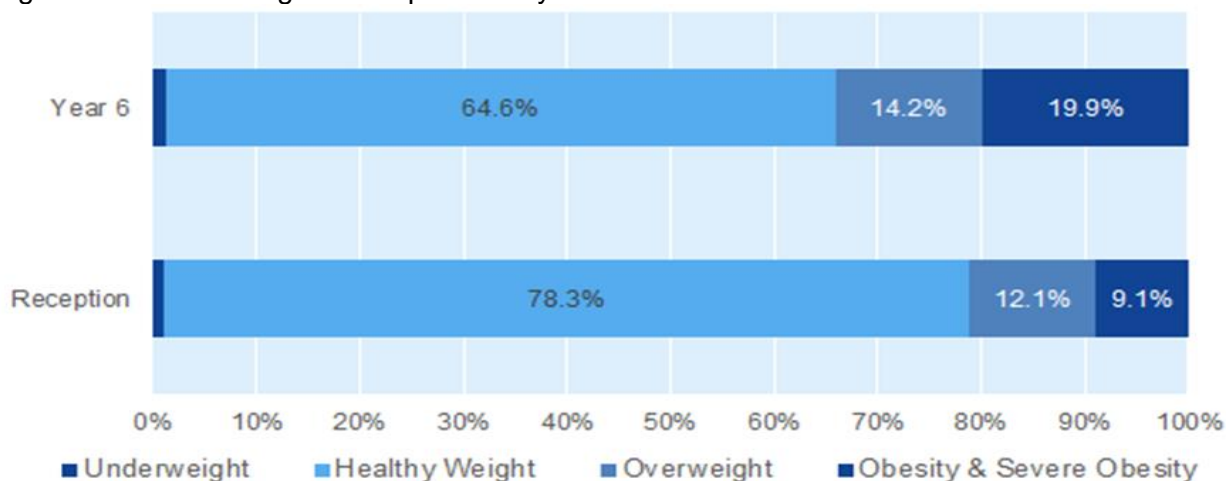
<sup>7</sup> Office of National Statistics: Life Expectancy at Birth by local areas in the United Kingdom, 2020.

<sup>8</sup> National Child Measurement Program

<sup>9</sup> National Obesity Observatory

# NORTH WEST LEICESTERSHIRE COUNCIL INDOOR BUILT FACILITIES (SPORTS AND COMMUNITIES) - NEEDS ASSESSMENT

Figure 2.13: Child weight – reception and year 6



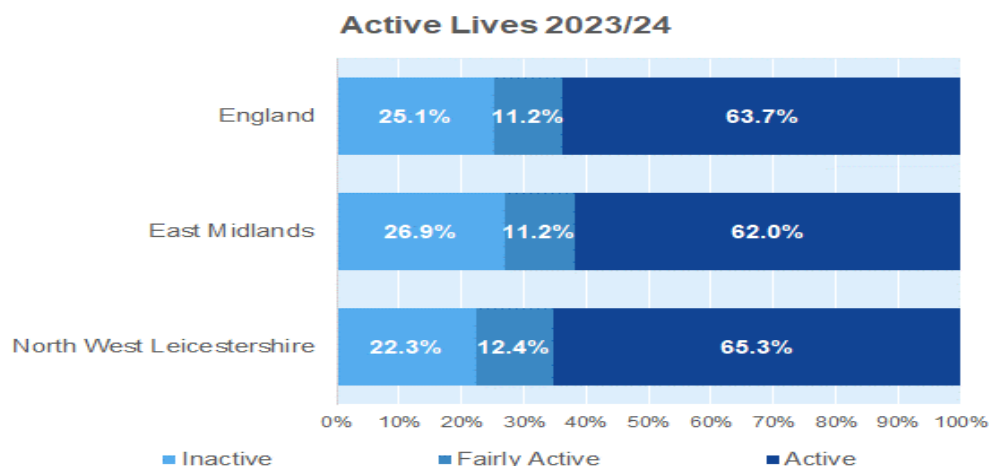
As with many other areas, obesity rates increase significantly between the ages of 4-11. Around 1 in 11 children (9.1%) in NWL are obese in their reception year at school and 12.1% are overweight. By Year 6 these figures rise to one in five (19.9%) obese and 14.2% overweight. In total by Year 6 more than one third (34.1%) are either overweight or obese.

## Active Lives Survey (Data Source: Sport England November 2023/24)

This is based on 16+ year olds taking part in walking, cycling, fitness, dance and other sporting activity. A higher percentage of NWL population is inactive relative to England and similar to East Midlands. A lower percentage of the North West Leicestershire population is inactive compared to England and the East Midlands and a higher percentage (65.3%) is considered to be active. This is specified by Sport England as follows:

- ❖ Inactive - <30 minutes per week.
- ❖ Fairly Active – 30-149 minutes per week.
- ❖ Active – 150+ minutes per week.

Figure 2.14: Levels of activity (Active Lives 2021-2022)



The rate/population totals for sport and physical activity levels (excluding gardening) of adults (16+) in English local authority areas are shown below.



# NORTH WEST LEICESTERSHIRE COUNCIL

## INDOOR BUILT FACILITIES (SPORTS AND COMMUNITIES) - NEEDS ASSESSMENT

### Popular sports (Data Source: Sport England Active Lives Survey November 2020/21)

This enables identification of the top five sports within NWL. As with many other areas, fitness and cycling are among the most popular activities and are known to cut across age groups and gender; in NWL, over a fifth of adults take part in fitness activities, on average, at least twice a month. The next most popular activity is cycling which 13.4% of adults participate in on a relatively regular basis.

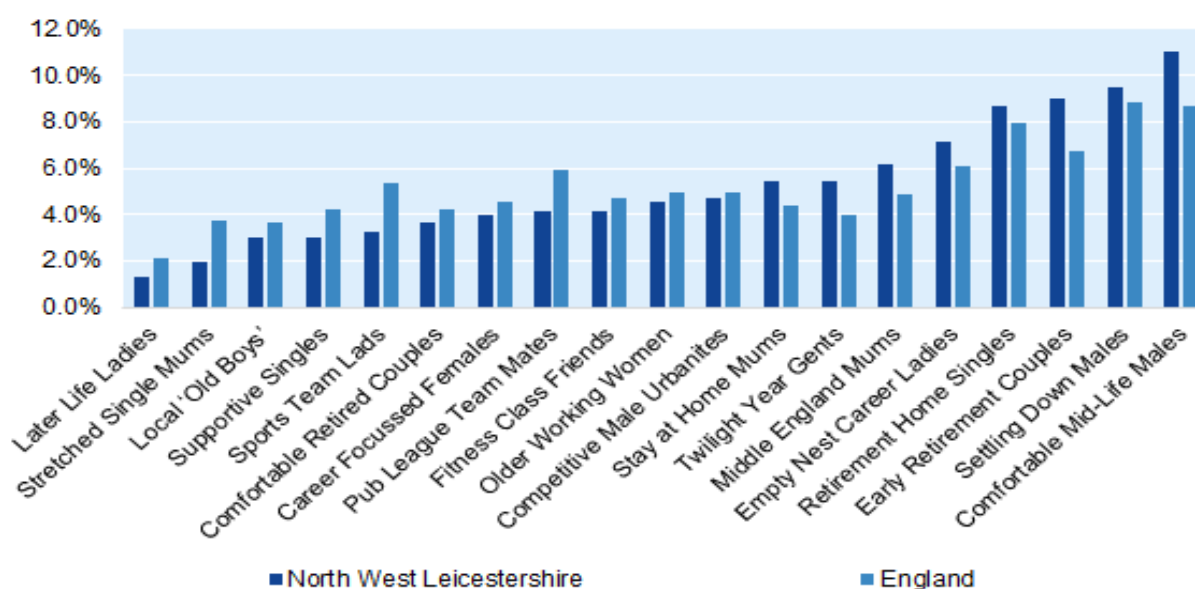
Table 2.7: Most popular sports in NWL

Sport	NWL #.	NWL %	East Midlands #	East Midlands %	England #	England %
Fitness	17,900	20.9%	890,900	22.5%	11,374,600	24.9%
Cycling	11,500	13.4%	572,600	14.4%	7,472,900	16.4%
Athletics	10,600	12.3%	471,600	11.9%	6,252,000	13.7%
Swimming	2,300	2.7%	142,100	3.6%	2,001,600	4.4%
Football	2,200	2.6%	113,400	2.9%	1,451,700	3.2%

### Sporting segmentation (Data source: Sport England Sports Market Segmentation web tool)

Sport England classifies the adult population via a series of 19 market segments which provide an insight into the sporting behaviours of individuals throughout the country. Knowing which segments are most dominant in the local population can help direct provision and programming. Segmentation also enables partners to make tailored interventions, communicate effectively with target market(s) and better understand participation in the context of life stage and lifecycles.

Figure 2.15: Sport England Market Segmentation – NWL compared to England



The segmentation profile for NWL indicates that 'Comfortable Mid-Life Males' is the largest segment of the adult population at 11.1% (8,068) compared to a national average of 8.7%. This is closely followed by 'Settling Down Males' (9.5%) and 'Early Retirement Couples' (9.0%). At



# NORTH WEST LEICESTERSHIRE COUNCIL INDOOR BUILT FACILITIES (SPORTS AND COMMUNITIES) - NEEDS ASSESSMENT

the other end of the spectrum, there are fewest 'Later Life Ladies with only 1.3%, 'Stretched Single Mums' (1.9%) and 'Local 'Old Boys' (3.0%).

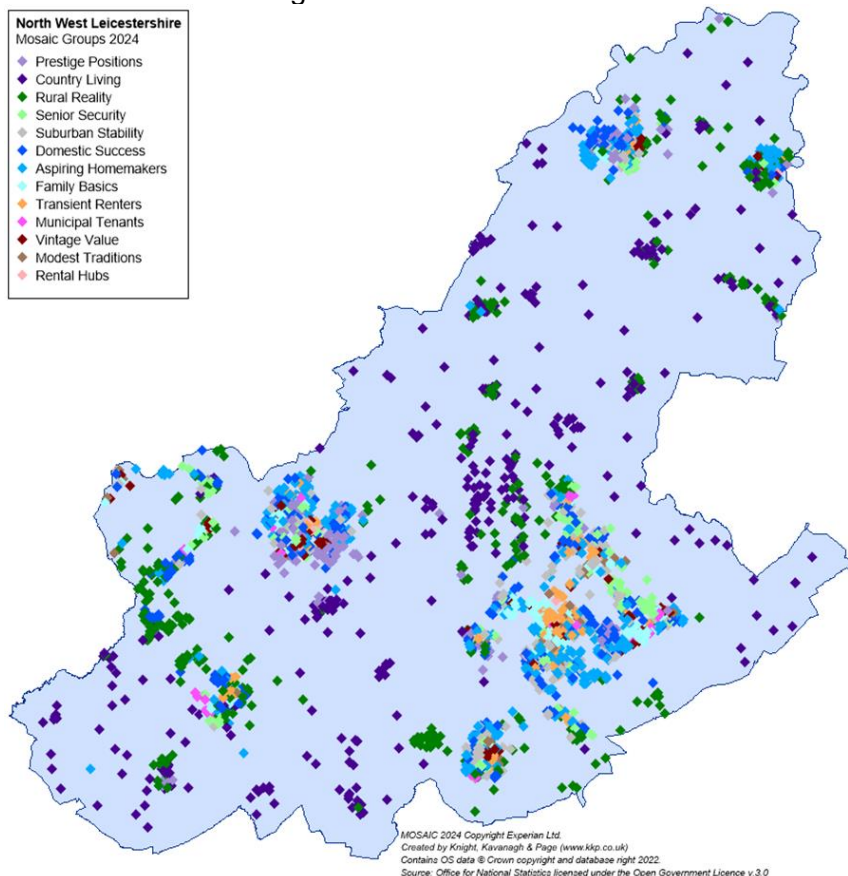
**Mosaic** (Data source: 2022 Mosaic analysis, Experian)

This is a similar consumer segmentation product. It classifies all 28.6 million UK households into 15 groups, 66 household types and 238 segments. This data is used to paint a picture of UK consumers lifestyles, culture and behaviour. The dominance of these five can be seen inasmuch as they represent of around two-thirds (66.5%) of the population compared to a national equivalent rate of just over 4 in 10 (40.2%).

Table 2.8: Mosaic – main population segments in NWL

Mosaic group description	NWL #	NWL %	National %
1 - Aspiring Homemakers	21,159	19.4%	10.9%
2 - Rural Reality	16,683	15.3%	6.1%
3 - Domestic Success	15,576	14.3%	9.1%
4 - Suburban Stability	10,642	9.8%	5.0%
5 - Family Basics	8,341	7.7%	9.1%

Figure 2.16: Distribution of Mosaic segments in NWL



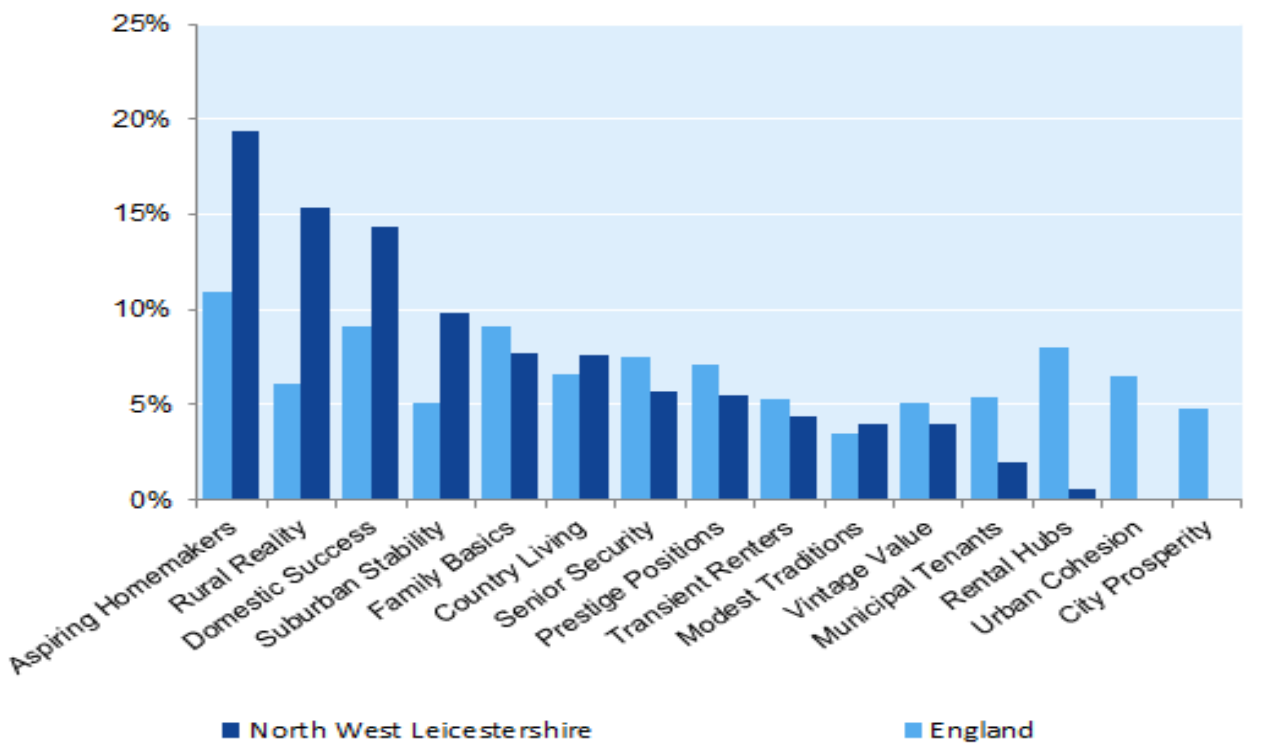
# NORTH WEST LEICESTERSHIRE COUNCIL

## INDOOR BUILT FACILITIES (SPORTS AND COMMUNITIES) - NEEDS ASSESSMENT

Table 2.9: Dominant Mosaic profiles in NWL.

Aspiring Homemakers	Younger households who have, often, only recently set up home. They usually own their homes in private suburbs, which they have chosen to fit their budget.
Rural Reality	People who live in rural communities and generally own their relatively low-cost homes. Their moderate incomes come mostly from employment with local firms or from running their own small business.
Domestic Success	High-earning families who live affluent lifestyles in upmarket homes situated in sought after residential neighbourhoods. Their busy lives revolve around their children and successful careers in higher managerial and professional roles.

Figure 2.17: Mosaic segmentation 2024 – NWL compared to nationally



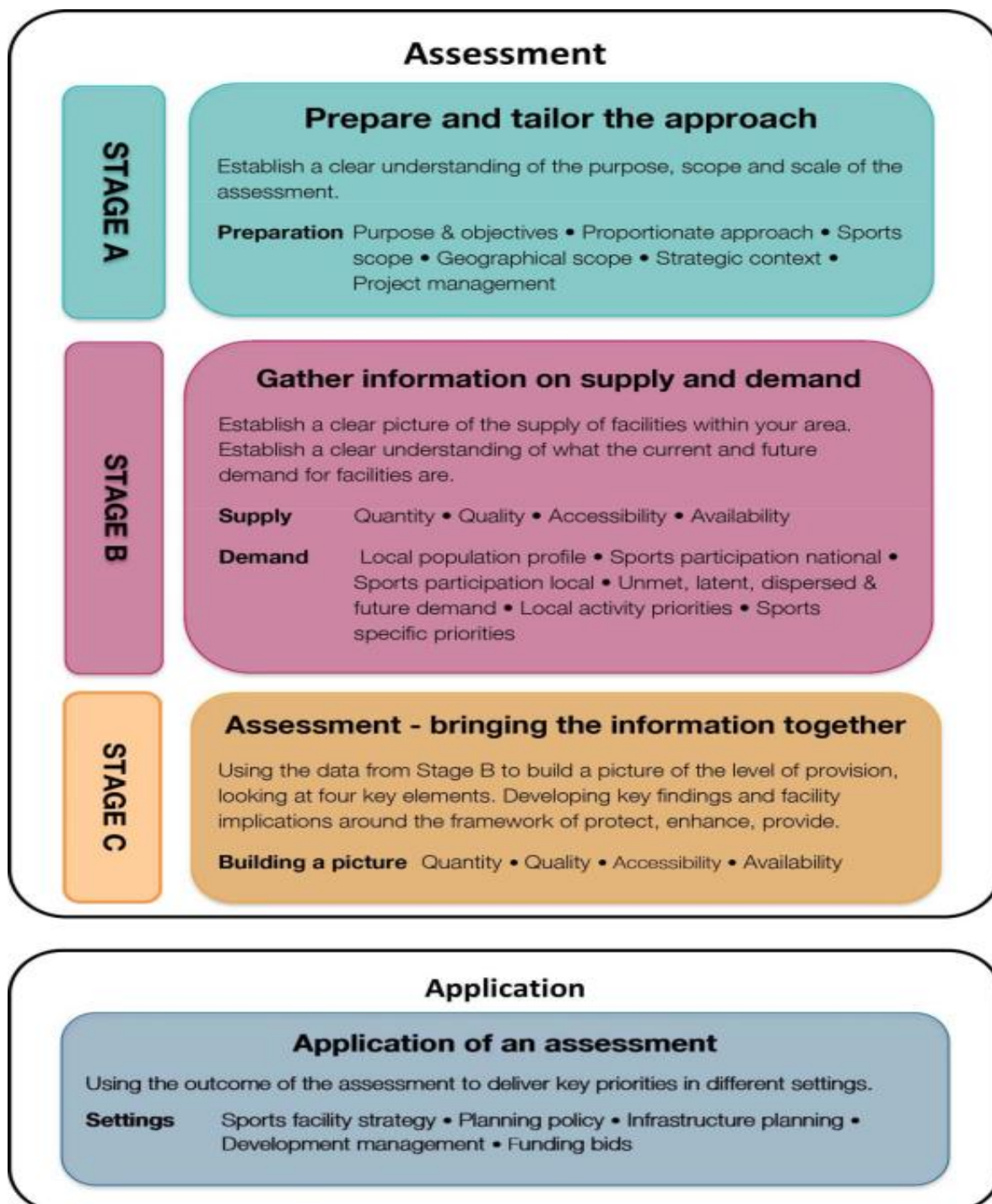
# NORTH WEST LEICESTERSHIRE COUNCIL INDOOR BUILT FACILITIES (SPORTS AND COMMUNITIES) - NEEDS ASSESSMENT

## SECTION 3: SPORTS FACILITIES ASSESSMENT

### 3.1: Methodology

As noted above, assessment of provision is based on the ANOG methodology. This is the recommended approach to undertaking robust assessments of need for indoor and outdoor sports facilities. (It excludes playing pitch provision which is assessed separately within the PPS and applies Sport England's Playing Pitch Strategy Guidance).

Figure 3.1: Recommended approach



# **NORTH WEST LEICESTERSHIRE COUNCIL**

## **INDOOR BUILT FACILITIES (SPORTS AND COMMUNITIES) - NEEDS ASSESSMENT**

---

ANOG has been produced to help (local authorities) meet the requirements of the Government's NPPF, which states that 'access to high quality open spaces and opportunities for sport and recreation can make an important contribution to the health and well-being of communities. Planning policies should be based on robust and up-to-date assessments of the needs for open space, sports and recreation facilities and opportunities for new provision. Information gained from the assessments should be used to determine what open space, sport and recreational provision is needed, which plans should then seek to accommodate.' (NPPF, Paragraph 104).

Provision assessment involves analysis of quality, quantity, accessibility and availability for the identified facility types (e.g., sports halls and swimming pools). Each venue is considered on a 'like for like' basis within its own facility type, to enable it to be assessed for adequacy.

Demand background, data and consultation is variable, depending upon levels of consultation garnered. In some instances, national data is available whilst in others, it is possible to drill down and get some very detailed local information. This is evident within the demand section.

The report considers the distribution of and interrelationship between facility types in the Authority and provides a clear indication of areas of high demand. It identifies where there is potential to provide improved and/or additional facilities to meet this demand and, where appropriate, to protect or rationalise the current stock.

### **3.2: Site visits**

Active Places Power (APP) is used to provide baseline data to identify facilities in the study area. Where possible, assessments are undertaken in the presence of facility staff. This tends to add value as it enables access to be gained to more areas within venues and more detailed in-situ discussion of issues such as customer perspectives, quality, maintenance etc. Where possible it adds value to the audit (which is a 'snapshot' visit) enhancing the accuracy of insight gathered about the general user experience.

Site visits to key indoor facilities, those operated by other partners and the voluntary sector were undertaken. Where a physical visit was not possible a telephone consultation with the facility/site manager was delivered. Via the audit and via informal interviews with facility managers this report identifies 'relevance' and 'condition' and describes (e.g.):

- ◀ Facility and scale.
- ◀ Usage/local market.
- ◀ Ownership, management and access arrangements (plus, where available, facility owner aspirations).
- ◀ Management, programming, catchments, user groups, gaps.
- ◀ Location (urban/rural), access and accessibility.
- ◀ Condition, maintenance, existing improvement plans, facility 'investment status' (lifespan in the short, medium and long term).
- ◀ Existing/ planned adjacent facilities.

The assessment forms utilised capture quantity and quality data on a site-by-site basis and feeds directly into the main database allowing information to be stored and analysed. Quality assessments undertaken are rated in the categories set out in Table 3.1 overleaf. These ratings are applied throughout the report, regardless of facility type.

Ratings are based on non-technical visual assessments. These consider facility age and condition. Surfaces, tiles and walls, line markings and safety equipment are considered and problem areas such as mould, damage, leaks etc. are noted. The condition of fixtures, fittings and equipment is recorded.

# NORTH WEST LEICESTERSHIRE COUNCIL

## INDOOR BUILT FACILITIES (SPORTS AND COMMUNITIES) - NEEDS ASSESSMENT

Maintenance and facility 'wear and tear' is considered as is compliance with the Equality Act although this is not studied in detail for the purposes of this report. When all data is collated, key facility elements receive an overall quality rating.

Table 3.1: Quality ratings of indoor sports facilities using ANOG

Quality rating	Description
<b>Good</b>	Facility is new (less than 5 years old) or recently invested in, up to date, clean, well maintained and presented. Fixtures, fittings, equipment and sports surfaces are new or relatively new with little if any wear and tear. They are well-lit with a modern feel. Ancillary facilities are new or well maintained, fit for purpose, modern and attractive.
<b>Above average</b>	Facility is in reasonable condition and is well maintained and presented. May be older but it is fit for purpose and safe. Fixtures, fittings, equipment and sports surfaces are in an acceptable condition but may show some signs of wear and tear. Ancillary facilities are good quality but potentially showing signs of age and some wear and tear.
<b>Below average</b>	Facility is older and showing signs of age/poor quality. Fixtures, fittings, equipment and sports surfaces show signs of wear and tear. It is usable, but quality could be improved. The facility is not as attractive to customers and does not meet current expectations. Ancillary facilities are deteriorating, reasonable quality, but usable.
<b>Poor</b>	The facility is old and outdated. Fixtures, fittings, equipment and sports surfaces are aged, worn and/or damaged. The facility is barely usable and at times may have to be taken out of commission. The facility is unattractive to customers and does not meet basic expectations. Ancillary facilities are low quality and unattractive to use.

### 3.3: Catchment areas

Applying catchments areas for facility types listed in Table 3.2 enables identification of areas currently not served. These vary from person to person, day to day, hour to hour. This problem is overcome by accepting the concept of 'effective catchment'; the distance travelled by around 75-80% of users (used in the Sport England Facilities Planning Model - FPM).

Sport England data indicates that most people will travel up to 20 minutes to access sports facilities. This, coupled with KKP's experience of working in/with leisure facilities and use of local data enables identification of catchment areas for sports facilities as follows.

Table 3.2: Facility catchment areas

Facility type	Identified catchment area
Sport halls, swimming pools, health and fitness, and squash courts	20-minutes' walk/ 20 minutes' drive
Indoor bowls, indoor tennis, and gymnastics.	30-minutes' drive

### 3.4: Facilities Planning Model Local Run Assessment

Sport England's Facilities Planning Model (FPM) helps to assess the strategic provision of community sports facilities. It has been developed as a means of:

- Assessing requirements for different types of community sports facilities on a local, regional or national scale.
- Helping local authorities determine an adequate level of sports facility provision to meet local need.



## **NORTH WEST LEICESTERSHIRE COUNCIL INDOOR BUILT FACILITIES (SPORTS AND COMMUNITIES) - NEEDS ASSESSMENT**

---

- ◀ Testing 'what if' scenarios with regard to provision and changes in demand, this includes testing the impact of opening, relocating and closing facilities and the impact population changes may have on need for sports facilities.

In its simplest form the FPM seeks to assess whether the capacity of existing facilities for a particular sport is capable of meeting local demand considering how far people are prepared to travel to a facility (using the integrated transport network). To estimate the level of sports facility provision in an area, the model compares the number of facilities (supply) with the demand for that facility (demand) that the local population will generate.

For the purpose of this study, NWLDC has commissioned an FPM local run assessment for both swimming pool and sports hall provision. Analysis looks at the following aspects :

- ◀ A baseline assessment of existing sports hall provision using 2018 population (ONS) in order to assess how the supply of facilities is meeting demand in NWLDC.
- ◀ A baseline assessment of existing swimming pool provision using 2018 population (ONS) in order to assess how the supply of facilities is meeting demand in NWLDC.

Within this report, FPM national run data (2025) for both swimming pool and sports hall provision. This is used alongside KKP mapping and audit information to provide a balanced summary of supply and demand across these facility types.

# NORTH WEST LEICESTERSHIRE COUNCIL

## INDOOR BUILT FACILITIES (SPORTS AND COMMUNITIES) - NEEDS ASSESSMENT

### SECTION 4: SPORTS HALLS

Indoor multi-purpose sports halls are prime venues for community sport enabling a range of sport and recreational activities to be played. The standard methodology for measuring sports halls is the number of badminton courts contained within the floor area.

They are generally considered to be of greatest value if they are of at least 3 or more badminton courts in size with sufficient height to allow games such as badminton to be played. However, 4+ court sports halls provide greater flexibility as they can accommodate major indoor team sports such as football (5-a-side and training), basketball and netball. They also tend to have sufficient length to accommodate indoor cricket nets and indoor athletics and, thus, offer more sports development flexibility than their 3-court counterpart. There is often variance in the dimensions of 4-court halls, and only those which meet current Sport England Design Guidance of 34.5m x 20m can accommodate the full range of indoor sports, especially competition/league activities.

Larger halls, for example those with six or eight courts, can accommodate higher level training and/or competition and meet day-to-day need. They also provide an option for more than one pitch/court increasing flexibility for training and competition and hosting of indoor central venue leagues for sports such as netball. This assessment considers all 3+ court facilities in NWL. Halls that function as specialist sports venues (e.g., dance studios) are excluded.

There are a range of halls of differing sizes across the District, located in a variety of venues. Below lists all facilities which either have a facility which can accommodate one or more badminton courts, or have a usable space linked to larger facilities., such as an assembly hall /activity hall in a school alongside a 4-court hall. All other halls are listed in the Community Buildings section (see Section 11).

#### 4.1: Supply

##### Quantity

There are 14 sports halls accommodating 43 badminton courts in the District.

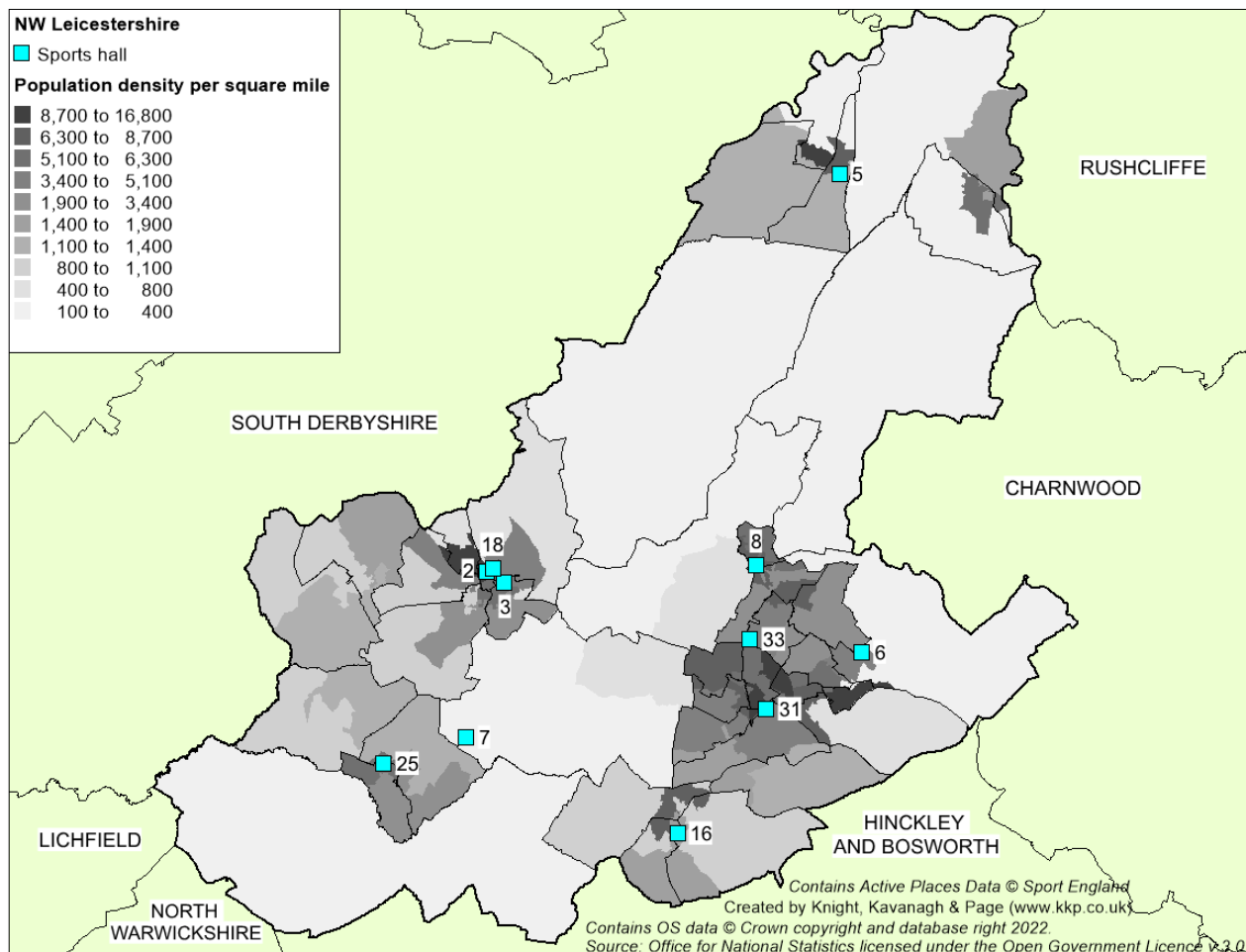
Table 4.1: All sports / activity halls in NWL

ID	Site	Courts
2	Ashby Leisure Centre and Lido	4
3	Ashby School and Sixth Form	4
3	Ashby School and Sixth Form	1
5	Castle Donington College	1
6	Castle Rock High School	4
6	Castle Rock High School	4
7	Champneys Springs	1
8	Charles Booth Centre	1
16	Ibstock Leisure Complex	5
18	Ivanhoe School	0
18	Ivanhoe School	4
25	Measham Community and Recreation Centre	2
31	The Newbridge School	4
33	Whitwick and Coalville Leisure Centre	8
	<b>Total</b>	<b>43</b>

(0 court halls identified in Active Places but not large enough to accommodate 1 badminton court)

# NORTH WEST LEICESTERSHIRE COUNCIL INDOOR BUILT FACILITIES (SPORTS AND COMMUNITIES) - NEEDS ASSESSMENT

Figure 4.1: All sports / activity halls in NWL – regardless of size



The majority of halls are located in the south of the district, serving residents of either Ashby (southwest) or Coalville (southeast).

There are six sports/activity halls with two or fewer badminton courts marked out. While often appropriate for mat sports, exercise to music and similar provision, the size of these smaller halls limits the range and scale of recreational/sporting activity that can be accommodated. All halls which cannot accommodate a badminton sized hall are listed in section 11, however, the smaller hall at Ivanhoe School is not a stand-alone community building and is referenced in this section.

Only sites with sports halls containing three or more marked badminton courts were subject to assessment for the purpose of the needs assessment. The reason for this is that, as described above, halls of this scale can accommodate a range of sports and be potentially used by the community depending on the access policy.

As shown in Figure 4.2 (overleaf), eight sports halls in NWL have 3+ marked badminton courts. Between them they offer a total of 37 badminton courts. All the sports halls with 3+ courts are located in the south of the authority, mainly serving both Coalville and Ashby. There is no larger sports hall in the north of the authority serving either Castle Donnington or Kegworth. This is likely to be limiting sporting opportunity for indoor sports in the north of the authority.



## NORTH WEST LEICESTERSHIRE COUNCIL INDOOR BUILT FACILITIES (SPORTS AND COMMUNITIES) - NEEDS ASSESSMENT

In common with most local authorities the 4-court sports hall is the most common size. A larger sports hall (one of 4+ courts in size) can cater for sports that require more floor space such as futsal and handball or can offer multiple courts for events and competitions. The largest sports hall is at Whitwick and Coalville Leisure Centre; it has eight marked badminton courts.

Figure 4.2: Sports halls with 3+ courts on population density

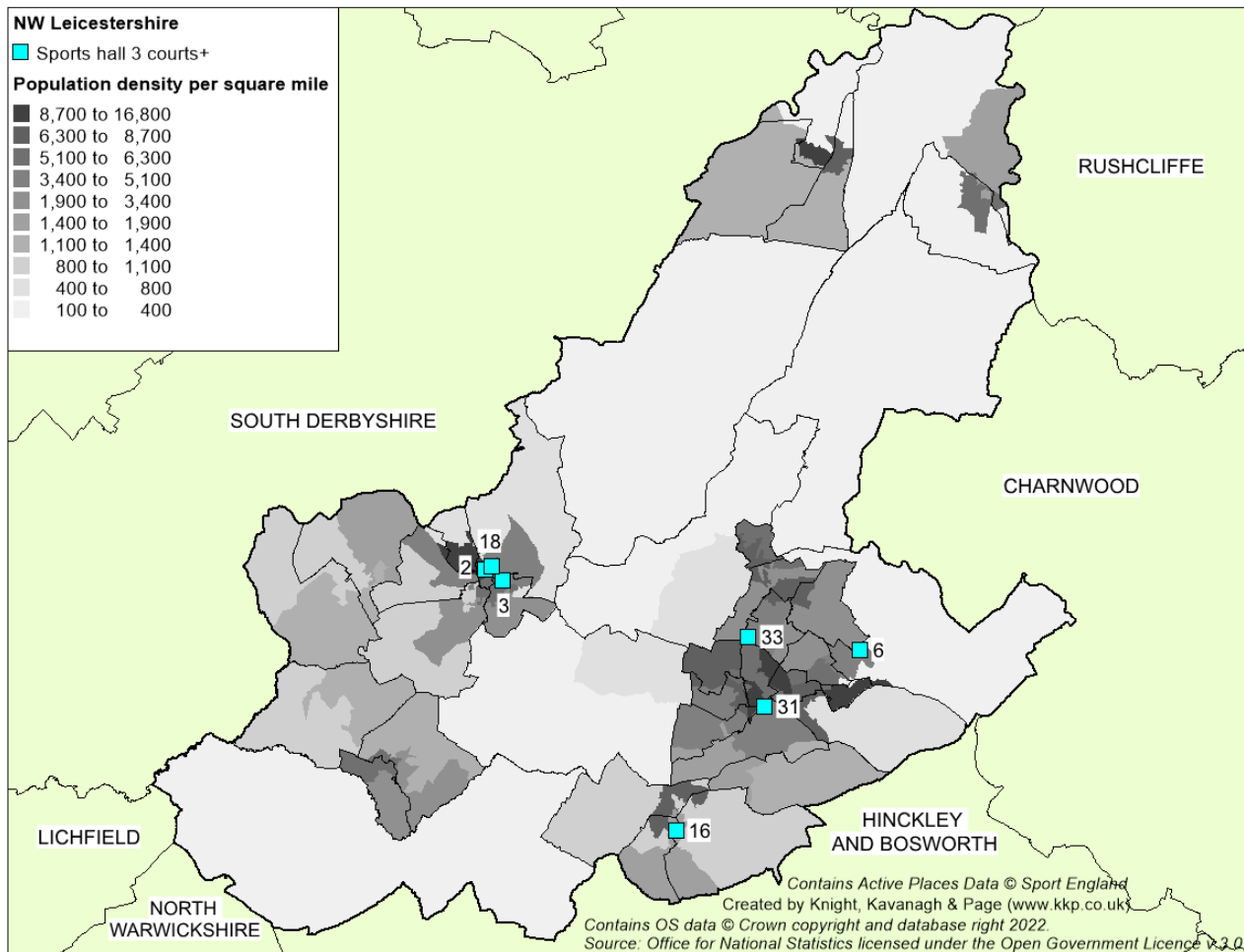


Table 4.2: Sports halls with 3+ badminton courts

ID	Site	Courts
2	Ashby Leisure Centre and Lido	4
3	Ashby School and Sixth Form	4
6	Castle Rock High School	4
6	Castle Rock High School	4
16	Ibstock Leisure Complex	5
18	Ivanhoe School	4
31	The Newbridge School	4
33	Whitwick and Coalville Leisure Centre	8
	<b>Total</b>	<b>37</b>

# NORTH WEST LEICESTERSHIRE COUNCIL INDOOR BUILT FACILITIES (SPORTS AND COMMUNITIES) - NEEDS ASSESSMENT

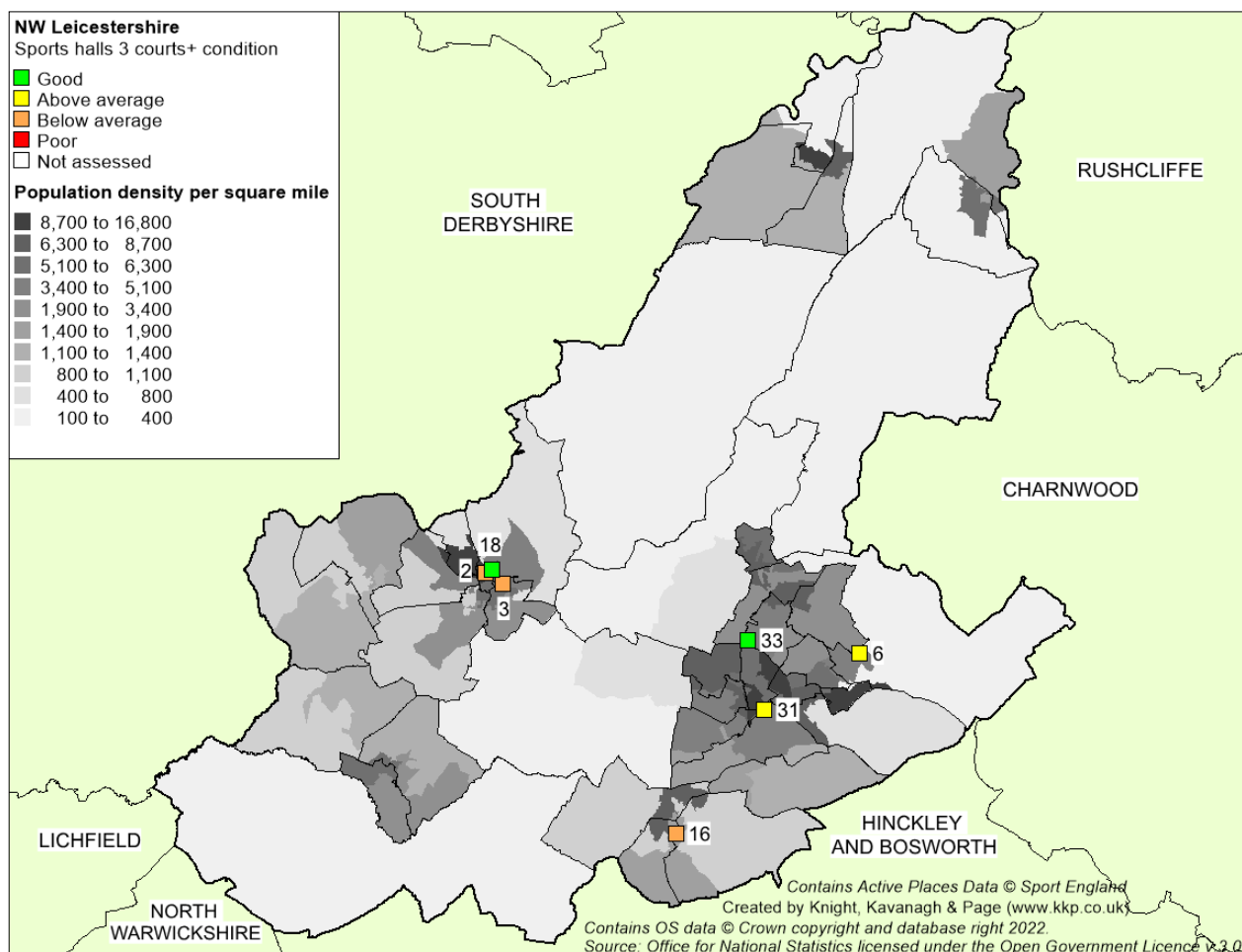
## Facility quality

All 3+ court sports halls were subject to non-technical assessment to ascertain quality. These took place in February 2025. Any investment made after this date is not accounted for. Known or planned investment is mentioned in the site notes.

Table 4.3: Quality of 3+ sports halls

ID	Site	Courts	Condition
2	Ashby Leisure Centre and Lido	4	Below average
3	Ashby School and Sixth Form	4	Below average
6	Castle Rock High School	4	Above average
6	Castle Rock High School	4	Below average
16	Ibstock Leisure Complex	5	Below average
18	Ivanhoe School	4	Good
31	The Newbridge School	4	Above average
33	Whitwick and Coalville Leisure Centre	8	Good

Figure 4.3: Quality of 3+ sports halls on popoulation density



Of the eight 3+ court sports halls in NWLDC, two are rated good, two above average and four below average. Whitwick and Coalville Leisure Centre opened in 2022 - replacing the former

## NORTH WEST LEICESTERSHIRE COUNCIL INDOOR BUILT FACILITIES (SPORTS AND COMMUNITIES) - NEEDS ASSESSMENT

Hermitage Leisure Centre. Ivanhoe School opened in 2024. Both are well presented, have bright attractive halls with sprung floor surfaces. Residents of Ashby and Coalville thus both have access to good quality rated sports halls.

The sports halls at Ashby School, Ibstock Leisure Complex and Ashby Leisure Centre all require investment to upgrade their concrete floors to sprung modern surfaces. Castle Rock School's second sports hall has a sprung floor, but it is showing signs of wear and tear and it requires refurbishment throughout. Ibstock residents only have access to below average facilities.

Table 4.4: Audit findings quality information

Site name	Rating	Audit findings
Ashby Leisure Centre and Lido	Below average	This has received limited investment since being built and looks tired as a result. The floor is concrete with a thick lacquer on it. A sprung floor is the preferred modern recommendation.
Ashby School and Sixth Form	Below average	Flooring is dated and in need of a replacement.
Castle Rock High School	Below average	A dated sports hall in need of modernisation. The floor was replaced five years ago. Both the sports halls have white walls and are not conducive for sports such as badminton.
Ibstock Leisure Complex	Below average	This older style sports hall is in need of modernisation. It requires a new (ideally sprung) floor.

Table 4.5: Date of opening and refurbishment of sports halls

Site	Year built / opened	Last refurbished	Age since opened/refurbished
Ashby Leisure Centre and Lido	1985	-	39
Ashby School and Sixth Form	1983	2015	9
Castle Rock High School	2006	-	9
Castle Rock High School	1970	2019	5
Ibstock Leisure Complex	1982	-	42
Ivanhoe School	2024	-	1
The Newbridge School	2010	-	15
Whitwick and Coalville Leisure Centre	2022	-	3

There is a symbiosis between the age of a sports hall and its quality rating. Halls built over 30 years ago generally receive below average ratings. In terms of recorded investment, only Ashby School has received some form of significant investment (a roof upgrade) since it opened - as identified via consultation. The remaining halls have no record of recent investment.

### Accessibility

Sports hall accessibility is influenced by how far people are willing and able to travel to and from them. Walk and drive-time catchments are applied to determine facility accessibility to different communities. The normal (industry) standard is a 20-minute walk time (one-mile radial catchment) for urban areas and a 20-minute drive time for rural areas. 12.6% of the population do not have access to a car (2021 Census). This means that 5,670 people in NWL are reliant on public transport or walking/cycling to get to a sports hall. This can add to the cost of participation.

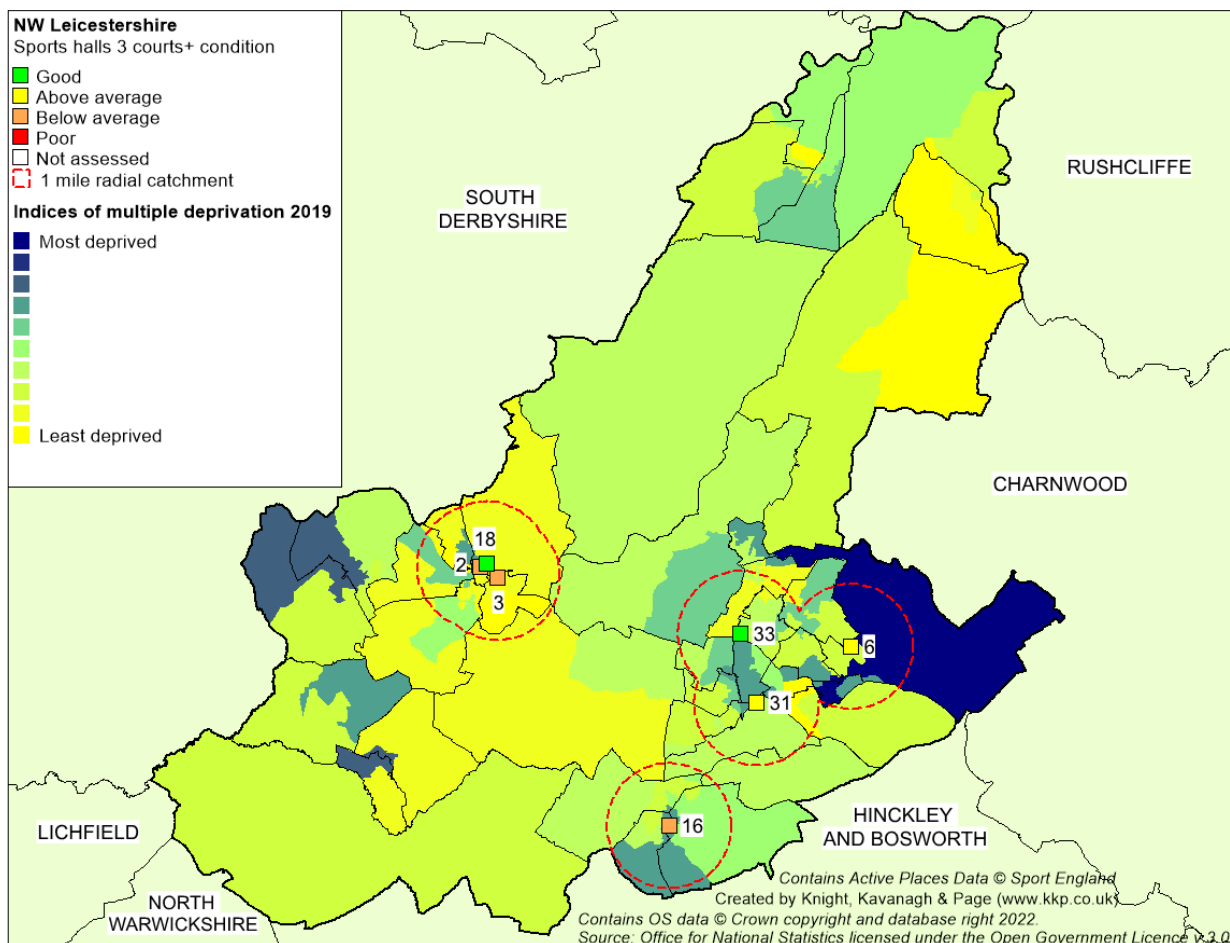
## NORTH WEST LEICESTERSHIRE COUNCIL INDOOR BUILT FACILITIES (SPORTS AND COMMUNITIES) - NEEDS ASSESSMENT

All eight facilities included in Figure 4.4 offer community use. In NWLDC, 42.8% of residents live within a one-mile walk of a sports hall with three or more courts and community use. This figure increases to 100% when applying a 20-minute drivetime catchment as shown in Figure 4.5.

Community use is defined as facilities in public, voluntary, private or commercial ownership or management (including education sites) recorded as available for hire and currently in use by clubs.

6,692 people in NWLDC live in defined areas of higher deprivation (0-30% IMD bands); 1,834 (27%) live within one mile of a 3+ court sports hall. There are gaps, which are focused to the east of Coalville and to the west of Ashby.

Figure 4.4: All 3+ court sports halls on IMD with one-mile radial catchments



Whilst walk time accessibility to sports halls is relatively low, the high level of car ownership and strong drivetime catchment figures suggests that sports hall provision is sufficient in the south of the authority. The challenge is for those in the north where they are on the outskirts of the drive time. It may be more convenient for these residents to access facilities in neighbouring authorities than it is to drive south.

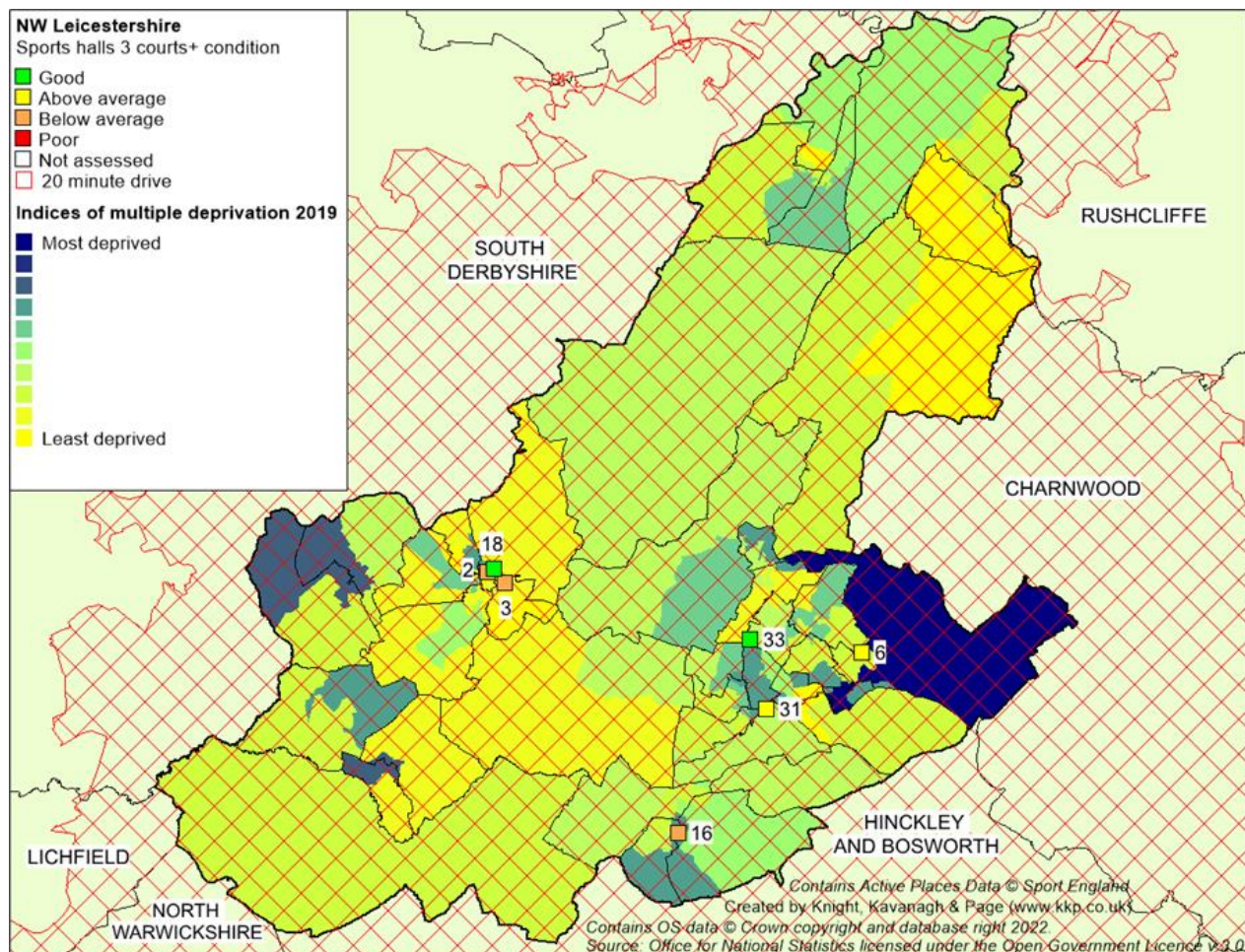


# NORTH WEST LEICESTERSHIRE COUNCIL INDOOR BUILT FACILITIES (SPORTS AND COMMUNITIES) - NEEDS ASSESSMENT

Table 4.6: Accessibility to community use sports halls with 3+ courts

IMD 10% bands	Persons	Population %	Persons inside catchment	Population inside (%)	Persons outside catchment	Population outside (%)
0 - 10	3,170	3.3%	1,834	1.9%	1,336	1.4%
10.1 - 20	0	0.0%	0	0.0%	0	0.0%
20.1 - 30	3,522	3.6%	0	0.0%	3,522	3.6%
30.1 - 40	12,269	12.6%	9,405	9.7%	2,864	2.9%
40.1 - 50	8,233	8.5%	4,608	4.7%	3,625	3.7%
50.1 - 60	8,249	8.5%	3,694	3.8%	4,555	4.7%
60.1 - 70	18,638	19.2%	6,263	6.5%	12,375	12.7%
70.1 - 80	19,591	20.2%	6,304	6.5%	13,287	13.7%
80.1 - 90	15,552	16.0%	4,846	5.0%	10,706	11.0%
90.1 - 100	7,874	8.1%	4,601	4.7%	3,273	3.4%
<b>Total</b>	<b>97,098</b>	<b>100.0%</b>	<b>41,555</b>	<b>42.8%</b>	<b>55,543</b>	<b>57.2%</b>

Figure 4.5: Sports halls on IMD background based 20-minute drive time catchment.



# NORTH WEST LEICESTERSHIRE COUNCIL INDOOR BUILT FACILITIES (SPORTS AND COMMUNITIES) - NEEDS ASSESSMENT

## Facilities in neighbouring authorities

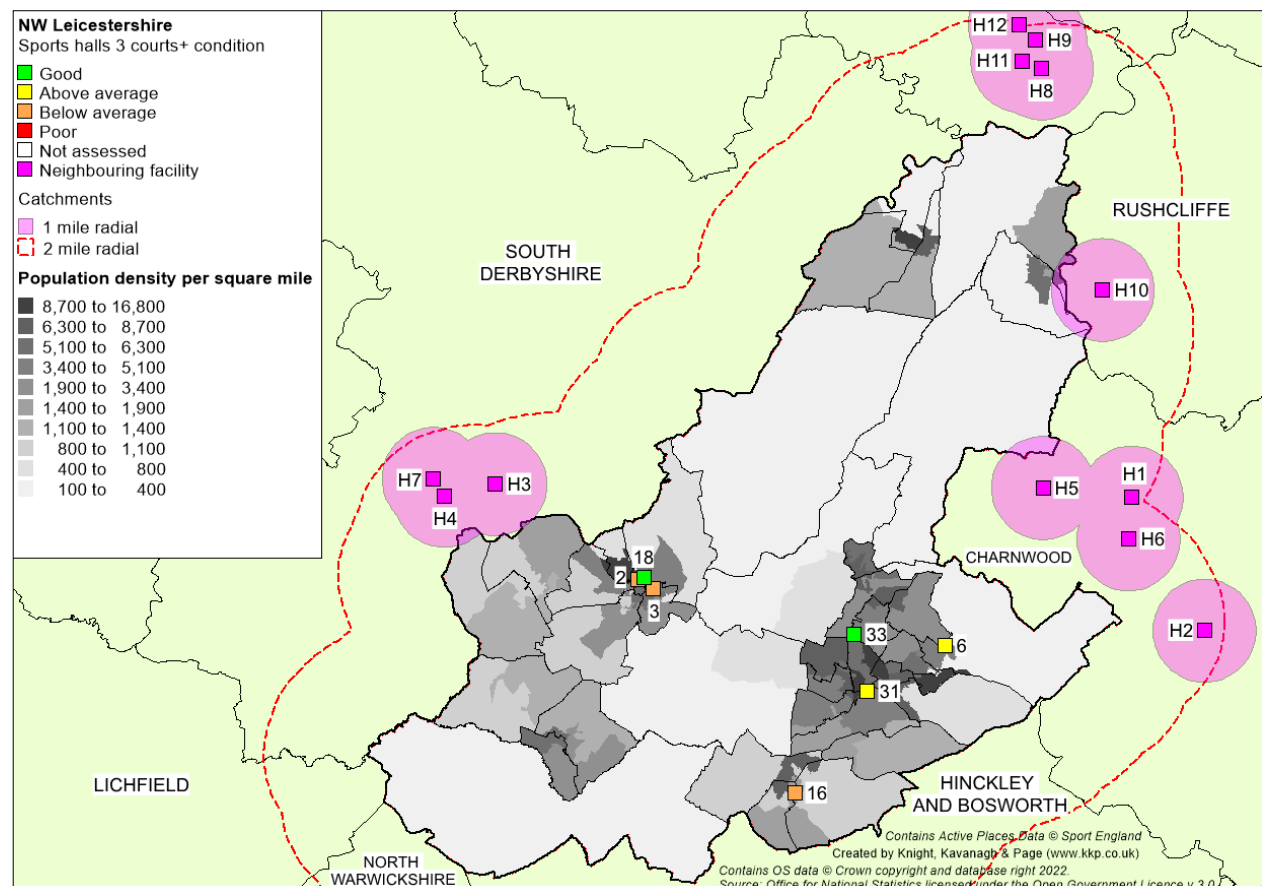
Accessibility is influenced by facilities located outside the Authority. Twelve 3+court sports halls (57 courts) on 14 sites are located within two miles of the district boundary.

Table 4.7: Sports halls (3+ courts) in neighbouring authorities

ID	Site	Courts	Access	District
H1	Charnwood College	2 x 4	Sports club / CA	Charnwood
H2	Garats Hay	4	Sports club / CA	Charnwood
H3	Granville Academy	3	Sports club / CA	South Derbyshire
H4	Green Bank Leisure Centre	6	Pay and play	South Derbyshire
H5	Iveshead School	2 x 4	Sports club / CA	Charnwood
H6	Loughborough University (Holywell Fitness Centre)	4	Reg. membership	Charnwood
H7	Pingle Academy	4	Sports club / CA	South Derbyshire
H8	The Long Eaton School	4	Sports club / CA	Erewash
H9	Trent College	4	Sports club / CA	Erewash
H10	University of Nottingham (Sutton Bonington SC)	4	Sports club / CA	Rushcliffe
H11	West Park Leisure Centre (Long Eaton)	4	Pay and play	Erewash
H12	Wilsthorpe Community School	4	Sports club / CA	Erewash

CA – Community association

Figure 4.6 Sports halls (3+courts) located within two miles of the NWLDC boundary



# NORTH WEST LEICESTERSHIRE COUNCIL

## INDOOR BUILT FACILITIES (SPORTS AND COMMUNITIES) - NEEDS ASSESSMENT

### Availability and facility management

Management and ownership vary. NWLDC's two 3+ court sports halls are both managed by Everyone Active. The remainder are located at school sites and are owned and managed in house.

Table 4.8: Ownership and management of 3+ court sports halls

Site name	Ownership	Management
Ashby Leisure Centre and Lido	NWLDC	Everyone Active
Ashby School and Sixth Form	Life Multi Academy Trust	In-house
Castle Rock High School	Lionheart Educational Trust	In-house
Ibstock Leisure Complex	Life Multi Academy Trust	In-house
Ivanhoe School	Life Multi Academy Trust	In-house
The Newbridge School	Lionheart Academy Trust	In-house
Whitwick and Coalville Leisure Centre	NWLDC	Everyone Active

Only two sites (Whitwick and Coalville Leisure Centre and Ashby Leisure Centre and Lido) offer daytime (off peak) availability to community users.

Availability during the day and relevant programming can be important (and attractive) for residents who wish to use facilities at such times (such as older people and shift workers). Given that the number of older people in the Authority is increasing, providing adequate daytime available sports hall space is essential.

Both the public leisure centre sites are located in the south of the authority. There is no provision in the north of NWL and the need for daytime access should be taken into account should the opportunity to develop new provision in the north of the district arise.

All eight halls are available seven days per week. Table 4.9 details the community use hours available. Figures are calculated using intelligence gathered via the audit.

Table 4.9: Opening hours and activities in sports halls 3+ courts in NWL

Community use hours	Site	Courts	Main sports played
34	Ivanhoe School	4	Netball, basketball and athletics.
39	Ibstock Leisure Complex	5	Indoor cricket, indoor football, badminton and indoor rugby.
39	The Newbridge School	4	Pickleball, badminton, indoor football, basketball and indoor futsal.
41	Ashby School and Sixth Form	4	Cricket, netball, basketball and badminton.
41	Castle Rock High School	4+4	Badminton, indoor football, basketball, netball, Rugby tots and indoor cricket.
78	Ashby Leisure Centre	4	Pickleball, archery, badminton and gymnastics
78	Whitwick and Coalville Leisure Centre	8	Volleyball, pickleball, badminton, and netball.



# **NORTH WEST LEICESTERSHIRE COUNCIL INDOOR BUILT FACILITIES (SPORTS AND COMMUNITIES) - NEEDS ASSESSMENT**

---

## **Sport England Facilities Planning Model (FPM)**

NWLDC commissioned an initial assessment of its current supply and demand for the provision of sports halls in the District in 2025. The report was produced in June 2025 with the principle findings stating that accessible supply exceeds the demand for sports halls in North West Leicestershire, unmet demand for sports halls is negligible with in the majority of population having access to a hall and satisfied demand is high (met demand at sports halls within the District).

## **Key findings**

- ✦ The total sports hall space in North West Leicestershire is the equivalent of 42.6 badminton courts, of which 35.1 courts the courts are available during the weekly peak period. The court space unavailable for community use equates to 7.5 badminton courts.
- ✦ The resident population generates demand for 8,231 visits in the weekly peak period, which equates to 28.0 badminton courts with a comfort factor included. This demand amounts to less than the District's available supply of 12,921 visits in the weekly peak period. Consequently, the FPM calculates surplus of courts (7.1 courts).
- ✦ In 2025, 97% of the demand for sports halls from North West Leicestershire residents is met. This is the higher than the regional average of 96% and the national average of 95%.
- ✦ Of North West Leicestershire's satisfied demand, 74% is met at sports halls within the District.
- ✦ Unmet demand totals less than one badminton court. Residents who are too far from a sports hall account for all the unmet demand.
- ✦ The location in North West Leicestershire where the most unmet demand can be met is at Junction 24 of the M1, at 0.7 courts. However, this amount is insufficient to consider building a new sports hall at this location. This does not take account of future changes in demand (e.g. housing growth), which would need to be considered separately in a bespoke report. This is illustrated below in Figure 4.7.
- ✦ The estimated utilisation of the sports hall sites in North West Leicestershire at peak times ranges from 25% to 96%. The distribution of demand, and the attractiveness of Whitwick and Coalville Leisure Centre, means that this site is estimated to be uncomfortably full at peak times.

## **Overview**

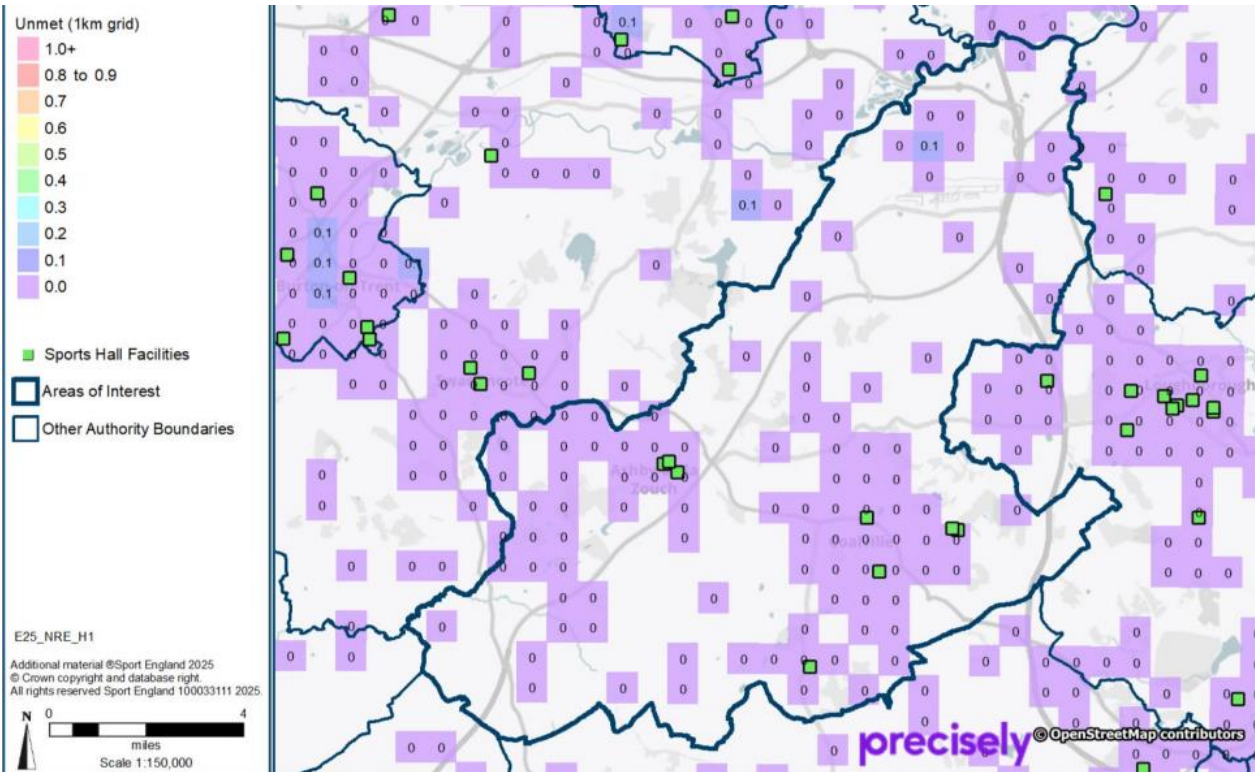
- ✦ Overall, the sports halls are fit-for-purpose and the offer is extensive. There are sports hall in all the main settlements. Five educational sites have 4-court halls, and one has a 5-court hall. Two sites in Ashby-de-la-Zouch also each have an activity hall.
- ✦ Whitwick and Coalville Leisure Centre is the most recent public sports hall to open in 2022 and, therefore, is the most attractive of all the sites in North West Leicestershire.
- ✦ Demand for sports halls is highest in Coalville. This sports hall is available for the maximum peak period hours, meaning that there is no scope to increase its capacity at peak times and lower its proportion of used capacity to a more comfortable level.
- ✦ There are no other sports halls in North West Leicestershire that are uncomfortably full at peak times (over 80% of capacity used). Ashby Leisure Centre and Lido is estimated to be comfortably utilised, at 57% in the weekly peak period. It was built in 1985 and is unmodernised.
- ✦ Increasing usage at the educational sites in Coalville could reduce the utilisation of Whitwick and Coalville Leisure Centre. However, all three sites in this area are managed in-house, which makes them more difficult for residents to access; one also needs modernisation.
- ✦ There is a high commitment to community use across the educational sites. This needs to be protected to maintain the positive supply and demand balance. If a Community Use Agreement (CUA) is not already in place to protect this accessibility, then one should be negotiated. Sport England can advise on the process for setting up a CUA. Once in place it

# NORTH WEST LEICESTERSHIRE COUNCIL

## INDOOR BUILT FACILITIES (SPORTS AND COMMUNITIES) - NEEDS ASSESSMENT

should be monitored by North West Leicestershire District Council to ensure that community use is delivered.

Figure 4.7: Unmet Demand for Sports Halls in 2025



### Used capacity

Non-technical site audits identify the used capacity of each sports hall. Used capacity is the percentage of available community use hours used. Sport England identifies 80% as a ‘comfortably full’ benchmark.

Table 4.9 details used capacity at each site. The percentages were determined based on booking information provided by the site information gained through consultation. It is not possible to exactly gauge used capacity due to the changing nature of bookings on a week-by-week basis, the seasonality of sports and the varied levels of use of some sports halls for school exams.

Table 4.10: Used capacity of sports halls

Used capacity	Site
70%	Ashby Leisure Centre and Lido
70%	The Newbridge School
80%	Whitwick and Coalville Leisure Centre
80%	Ashby School and Sixth Form
85%	Castle Rock High School
80%	Ibstock Leisure Complex
90%	Ivanhoe School
90%	Castle Rock High School

# **NORTH WEST LEICESTERSHIRE COUNCIL INDOOR BUILT FACILITIES (SPORTS AND COMMUNITIES) - NEEDS ASSESSMENT**

---

(80% - Sport England's guidance threshold which is considered to be a "comfortably full" sports hall)

Therefore, the audit identified, of the eight sports halls in the Authority, six are currently operating at or above the Sport England threshold. The remaining two operate just below this. (Castle Rock High School is listed twice due to having two halls on site). This challenges the FPM findings, as the FPM states that there is spare capacity across the network apart from at Whitwick and Coalville Leisure Centre. However, the FPM looks at an average across the year, whereas this audit is based on a snapshot in time, and will not account for the seasonal changes in bookings. For example- there maybe fewer bookings in the summer, compared to the winter (this audit was undertaken in February).

The audit identified that all sports halls are well used in NWL and have good availability for community use (all are available for 30+ hours per week). This suggests that there is limited availability to accommodate increased demand as they are already available for a substantial number of hours outside their school use and all are busy.

One daytime available sports hall has some spare capacity, but it is limited. Ashby Leisure Centre has limited available booking slots on Friday evenings and Sunday afternoons, however, it is well used during the day and on weekday evenings. Bookings include pickleball in the daytime and evening use through a number of sports clubs, including Ashby Badminton Club.

The increased demand generated by the residents of new housing will increase pressure on existing provision where there is already limited scope to accommodate the additional demand.

## **Future developments**

There are two known potential indoor sports hall developments in NWL as part of the housing development. These are as follows:

### **Castle Donington College**

Due to the planned housing growth in Castle Donington, the College has a vision to increase student population by (potentially) c.1,500 from a current base of 750 students based on the proposed allocations at the time of audit (January 2025). Consequently, there would be a requirement to expand its facilities, which include a new dining area, new classrooms, a 11v11 3G pitch and a new PE and fitness department. (Pending Leicestershire County Council approval and subject to funding being available to support the development).

As part of its new sports/fitness provision, it would have a requirement to develop a new 3-court sports hall based on DfE guidelines for a school based on the new capacity calculations. However, it would prefer to develop a 4-court sports hall, creating more flexibility to accommodate a much wider range of sports, such as netball and basketball. This would also be subject to the removal of the Sure Start (County Council building).

The College will face significant daytime and early evening demand for a sports hall (up to 18.00). It is keen to explore options for community use and would welcome a partnership agreement with Castle Donington Parish Council should the Parish Council be able to contribute additional funds to increase the size of the sports hall from 3-courts to a more flexible and community useable 4-court sized facility. This could be funded through developer receipts from the local housing growth.

The College is currently constructing a new floodlit 11v11 3G pitch and small-scale fitness gym. NWLDC has contributed financially to both the developments and Castle Donington Parish Council has also contributed to the 3G pitch. Both these venues will be available for community

## **NORTH WEST LEICESTERSHIRE COUNCIL INDOOR BUILT FACILITIES (SPORTS AND COMMUNITIES) - NEEDS ASSESSMENT**

---

use on weekday evenings and at weekends. The College has been required to commit to a community use agreement with NWLDC as part of the development. It is the intention that the sports hall, when constructed, will also be available for community use. There are plans in place to book, manage and operate the facilities out of school hours. The addition of the sports hall will only necessitate a very limited increase in staffing as it will be an addition to the community available facilities already under construction.

### **Isley Woodhouse development**

As part of the proposed new settlement at Isley Woodhouse, there are plans to create a secondary school which will include a community sports hub. No further plans have been released; however, a minimum of a three-court sports hall would be required as part of any future secondary school development, which should be available for the community to use. . that the sports hub will have a sports hall, with a minimum of three courts and will be available for community use.

### **Potential other**

Castle Donington Parish Council has commissioned a study to determine the need for and the best possible location for a sports hall in the area. One potential site is Castle Donington College. If an alternative location to the College is identified it could be a direct competitor to the College's planned facility. It is considered unlikely that there is sufficient local demand for two sports halls so a partnership approach creating one 4-court facility at the College would appear to be a better outcome. The Parish Council is currently considering the options presented.

### **Derby Trailblazers Basketball Club**

This club aspires to develop its own facility and has recently been pursuing a potential opportunity in Castle Donington (industrial premises); however, it is being met with challenges related to the change of use from a warehouse to a sporting venue. It would consider other site location options but not if based at a school site. It currently does this and is hindered with access at key times of the year in the playing season (e.g. exams, parents' evenings, school events, etc.) and it does not want to replicate having to face these challenges moving forward. To be able to grow, the Club has identified that it requires its own facility. Its ambition is to develop a facility on a similar scale to that of the Leicester Riders Basketball Club.

It has a private investor who is keen to work with a partner to source a new site and has some specific facility requirements and non-negotiables which include that it needs:

- ◆ To be of three basketball court size (12 badminton courts).
- ◆ Access to the facility all year round without limitations.
- ◆ Sports hall use 18.00-22.00 four evenings per week and at weekends until 22.00.
- ◆ Bleacher and spectator seating.
- ◆ Provision for educational and performance sport (classrooms)
- ◆ To retain the Derby name – it cannot become a Leicestershire club due to the club boundaries and agreements in place.

This development would provide limited opportunity for the local community outside of club use and would primarily serve Derbyshire residents (the existing basketball players/teams it serves).

# NORTH WEST LEICESTERSHIRE COUNCIL

## INDOOR BUILT FACILITIES (SPORTS AND COMMUNITIES) - NEEDS ASSESSMENT

### 4.2: Demand

#### NGB consultation

NGBs and active clubs were consulted to ascertain current use, participation trends and the needs/challenges facing sports halls in the area.

#### Badminton England (BE)

BE is the national governing body of sport (NGB) for badminton. Its latest strategy, Discover Badminton 2017-2025 presents a vision for the sport to become one of the nation's most popular and to consistently win medals at world, Olympic and Paralympic levels. To achieve this, it has identified three key objectives:

- ❖ Grow grassroots participation.
- ❖ Create a system that identifies and develops player potential to deliver consistent world class performers.
- ❖ Build financial resilience to become a well governed organisation and demonstrate compliance with the UK governance code.

It applies a specific strategy model to assess court quality and sufficiency by local authority. the statistics for NWL are presented below.

Table 4.11: Overall statistics for NWL

Description	Number
Number of sites	12
Number of courts	37
Private use courts	0
Supply and demand balance (2019)	+1.4 courts
Supply and demand balance (2030)	+0.4 courts

Badminton England facilities modelling indicates that there is a small current and future surplus in terms of the supply and demand for badminton courts.

It should be noted that KKP's assessment is based on 3+ court sports hall facilities, whereas BE's assessment identifies all facilities which have halls with marked badminton courts (sports halls with one and two courts). BE is also basing its information on 2019 data.

#### Strategic overview

BE reports that there are four clubs in NWL of which three (Foresters Badminton Club, Ashby Badminton Club and Whitwick Badminton Club) are affiliated the NGB. A no strings attached session is delivered at Whitwick and Coalville Leisure Centre, in partnership with Whitwick Badminton Club. The unaffiliated club is reported to be based in the north of the authority but there is no trace of its activities being publicly promoted. It may be that the group is purely social and recreational or it may no longer exist.

#### Club consultation

*Foresters Badminton Club* – is based at Castle Rock School, it hosts two training sessions per week (Monday and Thursday). It currently has 40 members and competes in the Leicester Badminton League (entering one male and one mixed team). It reports having a good relationship with the school, however it is concerned about the increasing cost of hiring courts, as annual hire



## NORTH WEST LEICESTERSHIRE COUNCIL INDOOR BUILT FACILITIES (SPORTS AND COMMUNITIES) - NEEDS ASSESSMENT

---

costs have been increased at above inflation levels. Its key challenge is recruiting younger, preferably junior, members as the average member age is currently 50+ years.

*Whitwick Badminton Club* - currently has c.40 members. It hires Whitwick and Coalville Leisure Centre for two sessions per week. Similar to Foresters Badminton Club, it competes in the Leicester Badminton League, where it has two adult male teams, and two junior teams. Its main focus currently is to develop a strong junior section. This is evidenced via the delivery of a weekly junior coaching pay and play session for young people aged 4-16 years.

It also works in partnership with Everyone Active to run a 'no strings attached' session for adults also on a Wednesday evening, following the junior sessions.

*Ashby Badminton Club* – was contacted on numerous occasions however, no response was received. Desk research indicates that it offers opportunities for all ages and abilities and runs several competitive teams (men's and mixed). It is based at Ashby School and its training night is on Tuesday evenings and match nights are Thursday evenings. In the summer months it runs a club night on Tuesday evenings only.

### Netball

In November 2021, England Netball (EN) launched a ten-year 'Adventure Strategy' for the game along with a new organization brand identity. Its new strategy shares a purpose-led ambition for the game; to build on the momentum the sport has seen in recent years and to take it to new heights for the decade ahead. This outlines its intention to:

- ▶ Accelerate development and growth of the game to every level (grassroots to the elite).
- ▶ Elevate the visibility of the sport, and;
- ▶ Lead a movement to impact lives on and beyond the court.

At the heart of its purpose, EN commits to remaining dedicated to increasing opportunities for women and girls to play the game as a priority and to work to address the gender participation gap in the sport which has widened since the Pandemic. Underpinned by years of engaging with and delivering netball for female communities, EN pledges to understand, support and nurture women and girls more deeply at every life stage, at every age.

It is committed to opening the sport to new audiences in every community, so netball better represents the diversity of England, and continues to evolve, adapt and thrive in the future, helping to create an inclusive sport for all where everyone can belong and flourish. A recent partnership announcement with England Men's and Mixed Netball Association (EMMNA) to help develop and grow male participation in the game, supports this commitment as EN pledges to promote difference and embrace the opportunity to make the sport available to all.

Transforming netball for children and young people is a strategic priority to help protect the future of sport. EN is working with schools and policy makers to extend physical literacy within, and after the school day with a focus on netball specific provision. It is committed to accelerating the expansion of its Bee Netball programme for young children, whilst supporting teens and young women to stay in the game.

The elite game is also a focus. EN's ambition is that the Vitality Roses will be the best female sports team in the world. It thus has to support the national team to win consistently on the world stage and to have an outstanding talent pathway in place to fuel sustainable successes on court and set new standards. Professionalisation of the game over the next decade is a priority – with a specific focus on growing world-leading international and domestic competitions and events and creating more careers in the sport.



# **NORTH WEST LEICESTERSHIRE COUNCIL INDOOR BUILT FACILITIES (SPORTS AND COMMUNITIES) - NEEDS ASSESSMENT**

---

The Adventure Strategy was developed on the back of feedback from the Netball Family, with over 3,000 members and stakeholders consulted as part of the strategic process to understand what they wanted netball to 'look like' in 2031, the plan is aspirational and ambitious, and sees EN pledge to continue as a trailblazer for women's sport.

## **Facility development**

Facility development aspirations stated within EN's Strategy are to:

- ◆ Take a fresh look at the spaces required to support the sport, creating accessible places in every community to allow netball to be incorporated into how and where women and girls live their lives.
- ◆ Protect, enhance, and extend the network of homes that house the sport at a local and regional level.
- ◆ Develop an elite domestic professional competition that supports full-time athletes underpinned by a world-class infrastructure and environments.

For EN to achieve its ambitions to make the game accessible to wider audiences and in every community, it encourages local authorities to adopt policies within outdoor and indoor sports facilities strategies that:

- ◆ Facilitate informal netball activity within neighbourhood multi-use games areas. neighbourhood equipped areas for play (NEAPs).
- ◆ Incorporates the cultural and health needs of women and girls within any designs for improved or new facilities.
- ◆ Protects and enhances netball facilities within all primary and secondary school environments so they offer a positive first experience of the sport for students and the wider community during out-of-school hours.
- ◆ Supports the installation of floodlights on outdoor courts to increase all-year-round use.
- ◆ Facilitates the development of netball growth programmes, club training and competition within public leisure centres.
- ◆ Where appropriate, supports development of netball homes and performance environments to enable local women and girls to pursue a career in netball as an elite athlete, official, coach or administrator.

EN reports that the sport is growing fast nationally. Its YouGov<sup>10</sup> report indicated that the 2019 World Cup inspired 160,000 adult women to take up the sport. In addition, at the time when the report research was undertaken, 71% of clubs reported that more people had shown an interest in playing netball than before the tournament started.

Netball is played both indoors and outdoors. For outdoor provision please refer to the NWL PPS 2025. Current indoor provision in the Authority is as follows:

- ◆ Back 2 Netball sessions are designed to re-introduce players to the sport. Sessions are run by qualified coaches. Two 'Back 2 Netball' sessions are being delivered in NWL. One at Ashby Leisure Centre (in partnership with Ashby Netball Club) and one at Castle Rock School (in partnership with Whitwick Netball Club).
- ◆ Walking Netball (netball played at a walking pace). This is designed so that anyone can play it regardless of age or fitness level. Similar to the 'Back 2 Netball' sessions, two walking netball session are delivered in partnership with Whitwick Netball Club at Castle Rock School every

---

<sup>10</sup> <https://www.ukssport.gov.uk/news/2019/10/02/netball-world-cup>

## NORTH WEST LEICESTERSHIRE COUNCIL INDOOR BUILT FACILITIES (SPORTS AND COMMUNITIES) - NEEDS ASSESSMENT

---

Wednesday evening, utilising the second sports hall at the site and another is run at Ashby Leisure Centre in partnership with Ashby Netball Club.

There are several netball clubs in NWL; the following responded to consultation requests:

**Ashby Netball Club** - a large club which currently has 216 members and accommodates both junior and senior teams. It delivers training sessions at several schools, including Ivanhoe School, Repton School (South Derbyshire), Ashby School and Grandville Academy (South Derbyshire).

Winter training is held inside, whereas summer training occurs outdoors across all sites. It competes in several leagues including the NWL Netball League, Burton Netball League and the Loughborough Netball League.

The Club states that it has significant issues with capacity, storage and availability of sports halls across the Authority, and that it has, as a consequence, had to seek venues outside NWL to accommodate training demand. It is operating a waiting list and cannot reduce this without additional access to sport halls. Its growth is being hindered by the lack of suitable (i.e., minimum 4+court) sports hall availability.

**NWL Netball League** operates every Sunday at Whitwick and Coalville Leisure Centre, using the main 8 court hall. It currently caters for 36 teams, with limited scope to increase this number due to court availability. It reports a need for more court time at the centre, ideally on a Saturday to be able to meet demand.

There are plans to upgrade the existing four floodlit outdoor courts at Ashby School with a new surface and improved lighting making it available for the community to use in the evenings. Should this go ahead, the League is interested in hiring these. Consultation with the School reports that several planning restrictions are presenting challenges to the development due to the proximity to the nearby Ashby Castle. At the time of writing, it is working with the Council to address any potential challenges prior to submitting this for planning approval.

**Castle Donington Netball Club** - founded in 2018 has one team. It trains on a Monday evening for one hour. In the winter it travels to Long Eaton to train in a sports hall and in the summer (April – August) it trains at Castle Donington College (outdoors). It reports that in the summer it typically has c.25 members and in winter it struggles - with c.10 players (reportedly due to the additional travel requirements). All matches are played at Whitwick and Coalville Leisure Centre.

It wishes to grow but is hindered by the lack of available (indoor and outdoor) netball courts. It aspires to develop a junior section; however, there are insufficient facilities available to accommodate this. There used to be three outdoor courts at Castle Donington College on which it played, however the building expansion means that only one outdoor court is now available.

It would ideally like to be able to hire a sports hall for two hours per week (Monday evening) to accommodate its current membership and would increase to three hours to accommodate a junior session should an appropriate facility (preferably indoor) be available. This would enable it to increase its membership all year round as well as developing a junior section. Outdoor courts would only enable an increase in summer months.

**Whitwick Netball Club** - is based at Castle Rock School and runs three senior ladies' teams which compete in the NWL Netball League. It delivers one club session every Wednesday, along with a Walking Netball and Back to Netball session on the same night. It uses the indoor facilities all year round. It is hoping to expand the sessions once the new netball courts which are part of

# NORTH WEST LEICESTERSHIRE COUNCIL

## INDOOR BUILT FACILITIES (SPORTS AND COMMUNITIES) - NEEDS ASSESSMENT

---

the new planned development are in place at Castle Rock School (in 2026). These plans include three netball/tennis outdoor courts.

**Sence Valley Netball Club** – is based in Ibstock at Ibstock Leisure Complex. It was founded in 2002 by a group of friends and offers fun and competitive opportunities. It offers netball for mixed abilities and runs two teams which compete in the Loughborough Town Netball League. It offers training sessions from August to May on Wednesday evenings. Its first team competes in the premier division and the 2<sup>nd</sup> team in division three.

**Measham Netball Club** – is based at Ibstock Leisure Complex. It trains on Monday evenings and has matches on Sundays. It runs two teams which compete in the NWL Netball League. It is currently actively recruiting new players.

**Coalville Fireflies Netball Club** - is an affiliated club which was established from a Back to Netball session. It has an adult section and a legends (over 40) section. They play in the NWL League and the Loughborough Town League and enter local competitions. Training takes place on a Tuesday at Newbridge High School. It is actively recruiting new players. It competes at County level.

**Papura Netball Club** – is an affiliated adult club based at Castle Rock School. It is an adult club competing in local leagues. It trains on a Tuesday evening. It is actively recruiting new players.

**Grace Dieu Netball Club** - is an affiliated junior and senior club established in 2015. It trains at Whitwick and Coalville Leisure Centre. It runs six junior teams and five senior teams playing in the NWL Netball League and the Leicestershire Youth League.

### Basketball (BBE)

Basketball England (BBE) is the NGB for the sport in England. Its latest strategy, Transforming Basketball in Britain Together (2016 - 2028) aims to improve basketball from grassroots to GB teams, by adopting a whole sport approach and working closely with the basketball community. To achieve this, a series of key objectives have been identified:

- ✦ Develop successful GB teams.
- ✦ Build high-quality men's and women's leagues and teams.
- ✦ Support talented players, officials and coaches and coach development pathways.
- ✦ Drive increased awareness and profile of the sport.
- ✦ Increase opportunities to play the game at every level.
- ✦ Transform the leadership and culture of the sport.

To increase opportunity to play the game at every level, BBE has produced a facilities strategy which aims to create community hubs including, where appropriate, arenas that sit at the heart of communities and are homes for the leading British Basketball League (BBL), Women's British Basketball League (WBBL) and community clubs. The stated intent is that as part of its facilities strategy implementation, BBE will regularly monitor provision in schools, colleges, universities, clubs and at local authority sites and identify any gaps, looking to improve connections between these organisations to increase the availability and affordability of facilities of the right quality.

Consultation with BBE was not gained, however, desktop research states that there are two affiliated clubs in NWL; Derby Trailblazers Basketball Club and Aztecs Basketball Club.

### Club consultation

**Derby Trailblazers Basketball Club** identified that it used to hire the existing (one badminton court) sports hall at Castle Donington College and then the outdoor basketball courts during the

## NORTH WEST LEICESTERSHIRE COUNCIL

### INDOOR BUILT FACILITIES (SPORTS AND COMMUNITIES) - NEEDS ASSESSMENT

---

Covid-19 Pandemic as a satellite session for the club. However, it has since moved its sessions away from the area due to the small size of the sports hall and the lack of indoor basketball (full size) court provision available locally.

It is a large club with c.500 members. It runs 19 teams for players aged 5 years upwards. It also has an academy run in conjunction with Derby College via which it offers access to courses and performance coaches, nutritional advice etc.

It has been based at Noel Baker Academy (Derby) for 24 years as its main site and hires nine other sports halls in the Derby area. Eight of these are at educational sites which presents the Club with challenges when school events, exams etc., take place and during school holidays.

**Ashby Aztecs Basketball Club** – currently hires Ashby School's sport hall for both training and matches. It currently has a senior men's team playing in Division 3 of the Leicester Basketball League and junior teams competing in the Leicester Youth Basketball league. Currently, it has 20 seniors and c. 50 junior members. Until recently, it had a women's team, however, interest in the women's game has faded and now there is insufficient demand. It would like to re-instate the women team in future should demand increase.

The Club reports that investment is required at Ashby School's sports hall, as the floor is dated and there is a lack of good quality storage at the site. It would also like to hire Ivanhoe School for matches, as this sports hall has been specifically designed for basketball so is more suitable. The hall, however, is not available after 21:00, which is not suitable for hosting matches, particularly for adult clubs travelling longer distances as matches need to start later in the evening. Plus, in addition, the Club reports the cost of hiring Ivanhoe School is significantly higher than using Ashby School which deters the Club from using the venue.

**Burleigh Basketball Club** - numerous attempts were made to contact it but no response was gained. Desk research indicates that it is based at Castle Rock School and runs two teams which play in the Leicestershire Basketball League.

**Ashby Sport-** is a collaboration between sports clubs and associations in Ashby and the surrounding area. Consultation was undertaken with the organisation, representing indoor sports (netball, swimming, basketball and indoor tennis). It reported that sports halls, at the key three sites in the town, are at capacity, which is restricting club growth, particularly for netball and basketball.

It states Ashby School requires redevelopment of its outdoor sports facilities. An outdoor year-round netball facility would alleviate sports hall capacity for netball and provide possible additional options for the *NWL Netball League*.

It would also encourage Ivanhoe School to extend its hall opening hours till 22:00, to allow Ashby Aztecs Basketball Club to play matches at the site. This would allow the site to be used for matches and also enable other organisations to access to the site.

Lastly, it reports that additional sports hall space is required to support the key clubs in the town, including Ashby Netball Club and Ashby Aztecs Basketball Club. Ashby Sport stated that it has aspirations for a new indoor sports area and has identified potential land available. However, no feasibility study has taken place and there is currently no funding allocated to the development.

**Burleigh Basketball Club** - numerous attempts were made to contact it but no response was gained. Desk research indicates that it is based at Castle Rock School and runs two teams which play in the Leicestershire Basketball League.

# **NORTH WEST LEICESTERSHIRE COUNCIL INDOOR BUILT FACILITIES (SPORTS AND COMMUNITIES) - NEEDS ASSESSMENT**

---

## **Other sports**

Other sports utilising / with demand sports halls in NWL include:

### **Volleyball- Hermitage Volleyball Club**

Hermitage Volleyball Club - affiliates to England Volleyball. It hires Whitwick and Coalville Leisure Centre two nights a week (Tuesday and Thursday) for training and matches. It currently has 80 members and competes in the Leicester and East Midlands Volleyball League. It has its own storage at the site.

It would like to expand but it currently lacks the workforce to allow this. In addition, there is limited sports hall availability at the leisure centre to enable an expansion. It would also like to host competitions, including pre-season events. It prefers to use the 8-court hall, as it has the required run offs for matches, however, it also seeking smaller venues with line markings and posts to supports its growth.

### **Cricket - Castle Donington Cricket Club**

It is based at Castle Donington Village Hall grounds where it trains and plays matches. It uses the Village Hall for its ancillary provision. It has recently been refurbished and a new garage installed at the site for Club use.

In the winter, it hires the indoor cricket nets in both neighbouring settlements of Melbourne and Kegworth. It hires two nets on a Tuesday evening for two hours January to March only, as the rest of the training takes place outdoors. Typically, it has c.8 players per session and players pay £5.00 to access the nets.

The Club reports that recently its performance has decreased and that it lost a number of players during the Covid-19 Pandemic. It has, since, been trying to re-build.

It reports demand for a sports hall (with cricket nets) in Castle Donington to service its winter training demand. It would need two indoor cricket nets, for two hours January to March.

### **Playing Pitch Strategy Cricket Club Consultation**

Of the North West Leicestershire cricket clubs which responded to Playing Pitch Strategy cricket survey, 10 use indoor facilities (sports halls) for winter training. Two of these use facilities in the Authority, Ibstock Leisure Complex and Ashby School. Both clubs were happy with the facilities and provided no further comment. It must be noted that several clubs use the indoor performance centre at Loughborough University(Charnwood) during the winter season, as a preferred option, as this is a designated indoor cricket venue which is within a 30 minute drive for many local clubs.

### **Castle Donington Football Club**

It currently has 21 teams aged from under 7s to under 18s. It also runs a soccer school on a Saturday morning for children aged 4-6 years. It is based at Spital Park where it leases its pavilion and pitches from Castle Donington Parish Council.

In terms of demand for a sports hall, now that its football team training needs will be accommodated on the new 3G pitch at Castle Donnington College, its main need for sports hall access would be to service its soccer school requirements. However, to meet the cost of hiring the 3G pitch, player subscriptions will be increasing, and it does not want to increase them further



# NORTH WEST LEICESTERSHIRE COUNCIL

## INDOOR BUILT FACILITIES (SPORTS AND COMMUNITIES) - NEEDS ASSESSMENT

to incorporate sports hall hire. It is of the opinion that it cannot afford to hire a sports hall in addition to the 3G pitch.

**Archery (Ivanhoe Archery Club)**- The Club currently has 100 members and uses Ashby Leisure Centre (during the winter months) twice a week. Its main challenge is that it would like additional storage capacity, particularly with key equipment such as targets, stands, and nets.

The Club is operating at capacity and currently has a small waiting list. The hire cost of the indoor facility is also a challenge and something that has careful consideration when looking to expand its offer to balance cost of hire and income from sessions.

It uses Ivanhoe School in the summer months for outdoor training.

It has aspirations for a dedicated indoor/outdoor archery facility in Ashby to enable the Club to grow.

**Martial arts** - consultation was undertaken with Ashby and Coalville Martial Arts Club. It currently operates across two sites: Ashby Hastings Primary School and Broom Leys Primary School (Coalville). It currently has c. 115 students with no current waiting list; however, it has capacity issues in some of the classes, with instructors having to juggle class times to accommodate participants.

The Club's main challenges are lack of storage, flooring quality and the increasing hiring cost of facilities. It would like to have a dedicated facility which could address some of these concerns. It is confident that other martial arts clubs would also support this.

### 4.3: Future demand and the Sport England Sports Facilities Calculator (SFC)

The SFC helps quantify additional demand for community sports facilities generated by new growth populations, development and regeneration areas. It is used to estimate facility needs for whole area populations but should not be applied for strategic gap analysis as it has no spatial dimension and does not take account of:

- ❖ Facility location compared to demand.
- ❖ Capacity and availability of facilities – opening hours.
- ❖ Cross boundary movement of demand.
- ❖ Travel networks and topography.
- ❖ Attractiveness of facilities.

Table 4.12: Sport England: Sports Facilities Calculator

	Population 2018: (ONS)	Population estimate: 2042 (ONS)
ONS population projections	102,126	136,154
Population increase		34,028
Facilities to meet additional demand	-	+8.75 courts (+2.19 halls)
Estimated cost*	-	£6,492,764

(Build costs as of Q3 2024)

As the population is expected to increase, the calculated demand for sports halls will also rise. By 2042, the SFC estimates that an additional 8.75 badminton courts (2.19 halls) will be required in NWL.



# NORTH WEST LEICESTERSHIRE COUNCIL

## INDOOR BUILT FACILITIES (SPORTS AND COMMUNITIES) - NEEDS ASSESSMENT

Table 4.13: Strategic housing impact- proposed allocations

Housing growth increases from strategic sites (500+ houses to 2042)	Average number of people per owner occupying household (England)	Population increase due to proposed housing	Additional sports hall space required	Estimated cost (£)
13,125*	2.4	31,500	+8.1 courts 2.02 halls	£6,010,406

(Build costs as of Q3 2024)

\*this includes the total amount delivered to 2042 (1,950 houses) for Isley Walton

The FPM states there is currently not a need for additional sports hall capacity, with a surplus of nearly two 4-court halls (7.1 courts), however, it is important to ensure sites attractiveness is prioritised and current supply remains as accessible as possible, including all the educational sites. This also includes certain educational sites expanding opening times, to increase capacity.

ONS population growth does not account for growth generated through housing growth (shown in Table 4.13), therefore it is useful to show the demand generated through both calculations (population growth (SFC) and housing growth). When combining the two, it is calculated that there is a need for c.16.85 courts by 2042.

With the current surplus of courts across the current stock and the two potential proposed halls in the key areas of growth, it is anticipated no additional halls will be required. However, based on the audit's findings, further feasibility surrounding capacity in Ashby could be considered as demand currently exceeds supply at the time of the audit.

### 4.4: Summary of key facts and issues

Facility type	Sports halls	-
Elements	Assessment findings	Specific facility needs
<b>Quantity</b>	NWL has 16 halls containing 43 badminton courts. It has eight sports halls with 3+ courts (37 courts).	There is no 3+ court sports hall in the north of the authority serving Castle Donington and Kegworth. However, proposed developments in the area include potential plans to address this. The FPM states there is a current surplus of 7.1 courts. In addition, accessible supply exceeds the demand for sports halls in North West Leicestershire in 2025. Met demand is very high, and unmet demand is negligible. Three-quarters of the satisfied demand is met within the District. Future population growth and housing growth, through the SFC, calculated the need for c.16.75 additional courts up to 2042. The proposed developments in the North along with the current surplus could absorb the majority of the identified future shortfall (housing growth and population growth).
<b>Quality</b>	Four of the 3+ court halls, are rated below average, two above average and two good quality.	The four sites below average halls need refurbishment. It is important to maintain the high sports hall quality at Whitwick and Coacville Leisure Centre.

# NORTH WEST LEICESTERSHIRE COUNCIL

## INDOOR BUILT FACILITIES (SPORTS AND COMMUNITIES) - NEEDS ASSESSMENT

Facility type	Sports halls	-
Elements	Assessment findings	Specific facility needs
<b>Accessibility</b>	42.5% of the population lives within 1 mile of a community accessible sports hall. All live within a 20-minute drive of a community sports hall.	Walk time accessibility to sports halls is relatively low, but high levels of car ownership and strong drivetime catchment figures counterbalance this. Currently for residents in the north of the district, there is a need to travel (a considerable distance) by car or public transport to access sport hall provision in the Authority.
<b>Availability</b> (Management and usage)	All 3+court halls offer some form of community use. Four operate above Sport England's threshold of 'comfortably full'.  Two leisure centre sites (Whitwick and Coalville Leisure Centre and Ashby Leisure Centre and Lido) offer daytime availability.	Sports hall utilisation is high. Almost all are operating at close to or above the comfortably full benchmark. Four are at full capacity. Clubs report that servicing existing demand and enabling growth is being hindered by the lack of available sports halls. This was a particular issue in Ashby.  Demand based future population and housing growth cannot be accommodated by the existing stock.  Schools need to continue to offer peak time community use for sports clubs and, where possible, to increase the number of hours made available.  Any new developments need to be accompanied by strong community use agreements to ensure full community access to sports hall facilities.

### Strategic summary

- Each facility is important to the community served and all venues need to be protected in accordance with paragraph 104 of the NPPF.
- Population growth calculated through population growth and housing growth will create an additional demand of c. 17 courts by 2042. This could be addressed through the current FPM calculated surplus and potential new sports hall developments in the north of the Authority.
- The largest areas of growth will be in the North. It is anticipated the new facilities in Isley Walton and Castle Donington (minimum of three courts at each site) will address the planned growth in this area.
- Should sports hall provision be developed in the north of the Authority in the near future, there is a need for sport development support to enable sports clubs to become established.
- Existing sports hall stock serves some NWL communities, however, several facilities are rated below average. Investment is required at the below average sites to improve quality.
- Sport hall use/demand is strong; four sites are at capacity and four approaching it. It is recommended that NWLDC liaises with schools to increase capacity via (e.g.) longer opening hours or moving certain bookings into other venues (e.g., moving football outdoors. This is particularly relevant to Ivanhoe School. Other options could be exploring if a key holder arrangement could be put in place with Ashby Aztecs Basketball Club.
- There is no provision in the north of the Authority. While demand from clubs and others in these areas is low this may (at least in part) be a function of the absence of facilities in the area. Where clubs do exist (e.g. netball), there is keen-ness to develop junior sections and expand - thus increasing demand. It is, thus, being suppressed by the lack of facilities.
- Ashby Sports has aspirations to develop new indoor provision supporting sports such as basketball and netball.

## **NORTH WEST LEICESTERSHIRE COUNCIL INDOOR BUILT FACILITIES (SPORTS AND COMMUNITIES) - NEEDS ASSESSMENT**

---

- ◀ There are several potential developments – at/by Castle Donnington College, Isley Woodhouse, Castle Donington Parish Council and Trailblazers Basketball. It is, for all, unclear what size they will be and what the timescales for delivery may be.

# **NORTH WEST LEICESTERSHIRE COUNCIL INDOOR BUILT FACILITIES (SPORTS AND COMMUNITIES) - NEEDS ASSESSMENT**

---

## **SECTION 5: SWIMMING POOLS**

A swimming pool is defined as an “enclosed area of water, specifically maintained for all forms of water-based sport and recreation”. It includes indoor and outdoor pools, freeform leisure pools and specific diving tanks used for general swimming, teaching, training and diving. Many small pools are used solely for recreational swimming and will not necessarily need to strictly follow the NGB recommendations. It is, however, generally recommended that standard dimensions are used to allow appropriate levels of competition and training and to help meet safety standards. Relatively few pools need to be designed to full competition standards or include spectator facilities.

Training for competition, low-level synchronised swimming, and water polo can all take place in a 25m pool. With modest spectator seating, pools can also accommodate competitive events in these activities. Diving from boards, advanced synchronised swimming and more advanced sub-aqua training require deeper water. These can all be accommodated in one pool tank, which ideally should be in addition to the main pool.

The NGB responsible for administering diving, swimming, synchronised swimming and water polo in England is Swim England.

Swim England’s report ‘A Decade of Decline: The Future of Swimming Pools in England’ provides a national analysis of the current swimming pool stock across England. It notes that the average age of a pool built from 1960 onwards is 43 years. On this basis it suggests that many of these pools are now coming to the end of their lifespan.

Many pool operators were placed in a serious financial situation during the pandemic, when many local authorities provided emergency financial support through direct grants, deferred payments or loans to subsidise pool operators who had suffered loss of income due to pool closures.

UK Government’s £100 million National Leisure Recovery Fund also provided assistance to enable pools to re-open once restrictions had been lifted. Despite this, Swim England reports that 206 pools (including 68 public pools) closed, either permanently or temporarily over the period of the Pandemic.

In preparing for the future, Swim England recommend that local authorities conduct analysis of their pool stock to understand if they have the right pools in the right places to meet the needs of the local community. In the light of the fact that leisure facilities account for over 40% cent of some councils’ direct carbon emissions it advocates capital investment in the renewal of pool stock to support efforts to reach net zero targets, alongside combating the predicted overall future deficit of water space nationally.

### **5.1: Supply**

This assessment is mostly concerned with larger pools available for community use for lane swimming/swimming lessons (no restrictions to accessing the pool as a result of membership criteria). Those with less than 160m<sup>2</sup> (4 lanes x 20m in length) and/or located at private member clubs are deemed to offer limited value in relation to community use and delivery of outcomes related to health and deprivation. It is recognised that smaller pools can accommodate learning/teaching sessions, but they are, for modelling/needs assessment purposes, deemed unable to offer a full swim programme and, thus, eliminated from the supply evaluation, when considering accessibility and availability later in this section.

Initially, all pools are listed to illustrate the overall supply, however, pools greater or equal to 160m<sup>2</sup> which are available for community use are taken forward as part of the study. Further analysis is undertaken of these swimming pools when considering the various access policies.

# NORTH WEST LEICESTERSHIRE COUNCIL INDOOR BUILT FACILITIES (SPORTS AND COMMUNITIES) - NEEDS ASSESSMENT

## Quantity

The audit identifies 12 swimming pools (including all pools irrespective of size and access) at 10 sites. They comprise five learner/teaching pools, one leisure pool and six main pools.

Figure 5.1: All swimming pools in NWL

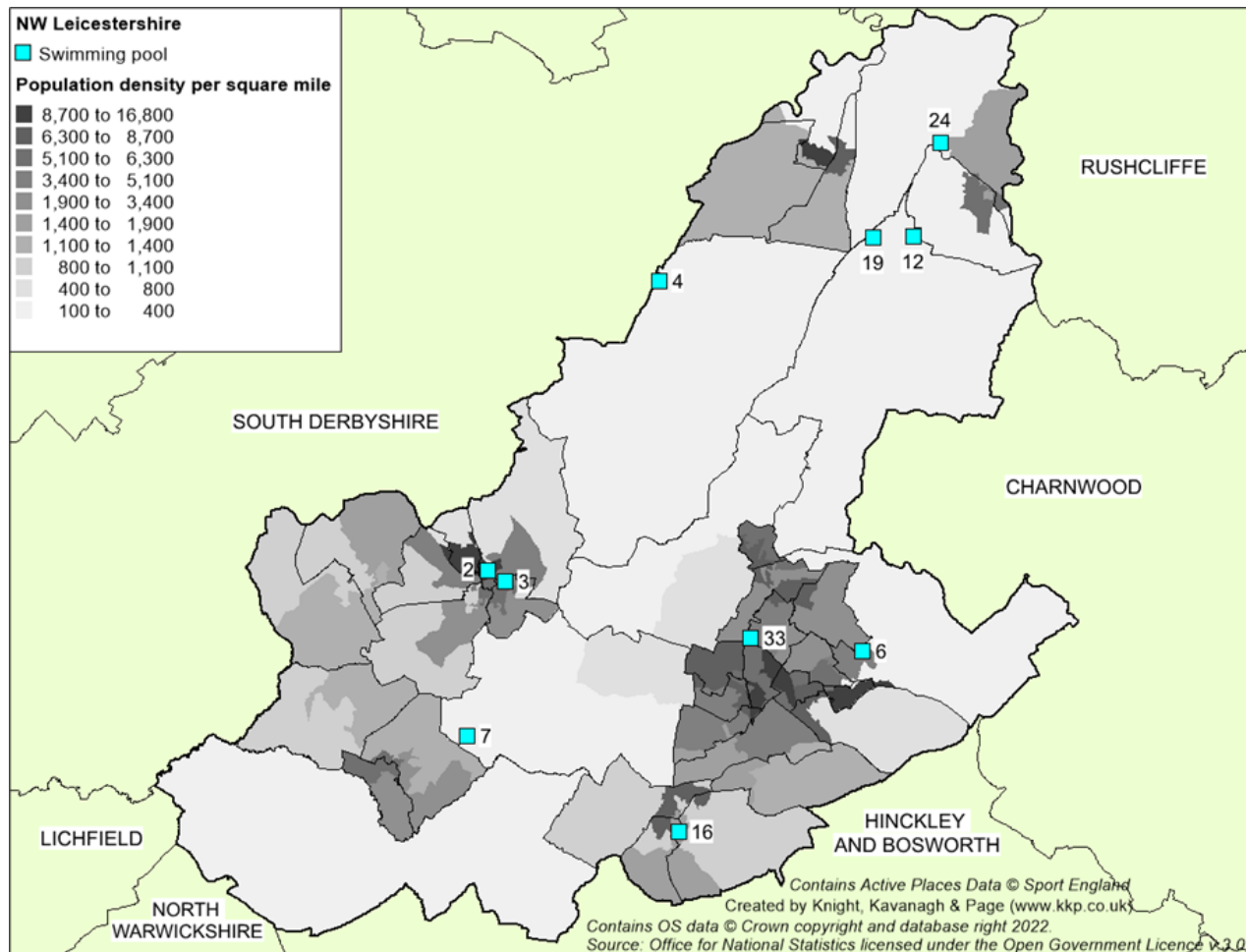


Table 5.1: All swimming pools in NWL

ID	Site	Sub-type	Lanes	Length	Area
2	Ashby Leisure Centre and Lido	Main/general	4	25	213
2	Ashby Leisure Centre and Lido	Learner/teaching/training	0	13	98
3	Ashby School and Sixth Form	Main/general	4	25	213
4	Breedon Priory Health Club	Learner/teaching/training	0	14	112
6	Castle Rock High School	Main/general	4	25	250
7	Champneys Springs	Leisure pool	0	25	225
12	Halsa Health Club	Learner/teaching/training	0	12.5	75
16	Ibstock Leisure Complex	Main/general	4	25	250
19	Juvenate (East Midlands Airport)	Learner/teaching/training	0	10	50
24	Livingwell Health Club	Main/general	1	16	160
33	Whitwick & Coalville Leisure Centre	Main/general	8	25	425



## NORTH WEST LEICESTERSHIRE COUNCIL INDOOR BUILT FACILITIES (SPORTS AND COMMUNITIES) - NEEDS ASSESSMENT

33	Whitwick and Coalville Leisure Centre	Learner/teaching/training	0	17	119
----	---------------------------------------	---------------------------	---	----	-----

Due to the importance of the learner pools at Ashby and Whitwick and Coalville leisure centres, they are included as part of the full audit as the learn to swim programme assist with programming (and income generation). This audit, thus, considers nine pools at seven sites.

Swimming facilities are well located across NWL, with provision supporting the main areas of population of Ashby, Castle Donnington and Coalville. The main provision is, however, in the south; Whitwick and Coalville Leisure Centre (southeast) and Ashby Leisure Centre (southwest).

Ashby Leisure Centre also has a lido which is not included in the audit as it does not provide year-round access (it is also not included in the Sport England FPM report for the same reasons). The lido pool is 33m in length, has five lanes and is open offering recreational and lane swimming from May until September. Everyone Active has aspirations to upgrade the facility to potentially have a retractable roof, which could provide year-round swimming opportunities. This is currently aspirational, with no detailed costs/design work undertaken. Funding would need to be sought to deliver this.

Figure 5.2: Ashby outdoor lido



### Quality

Of the nine swimming pools included in this assessment, three are rated good quality and remaining (six) are rated as above average. No pools were rated as below average or poor.

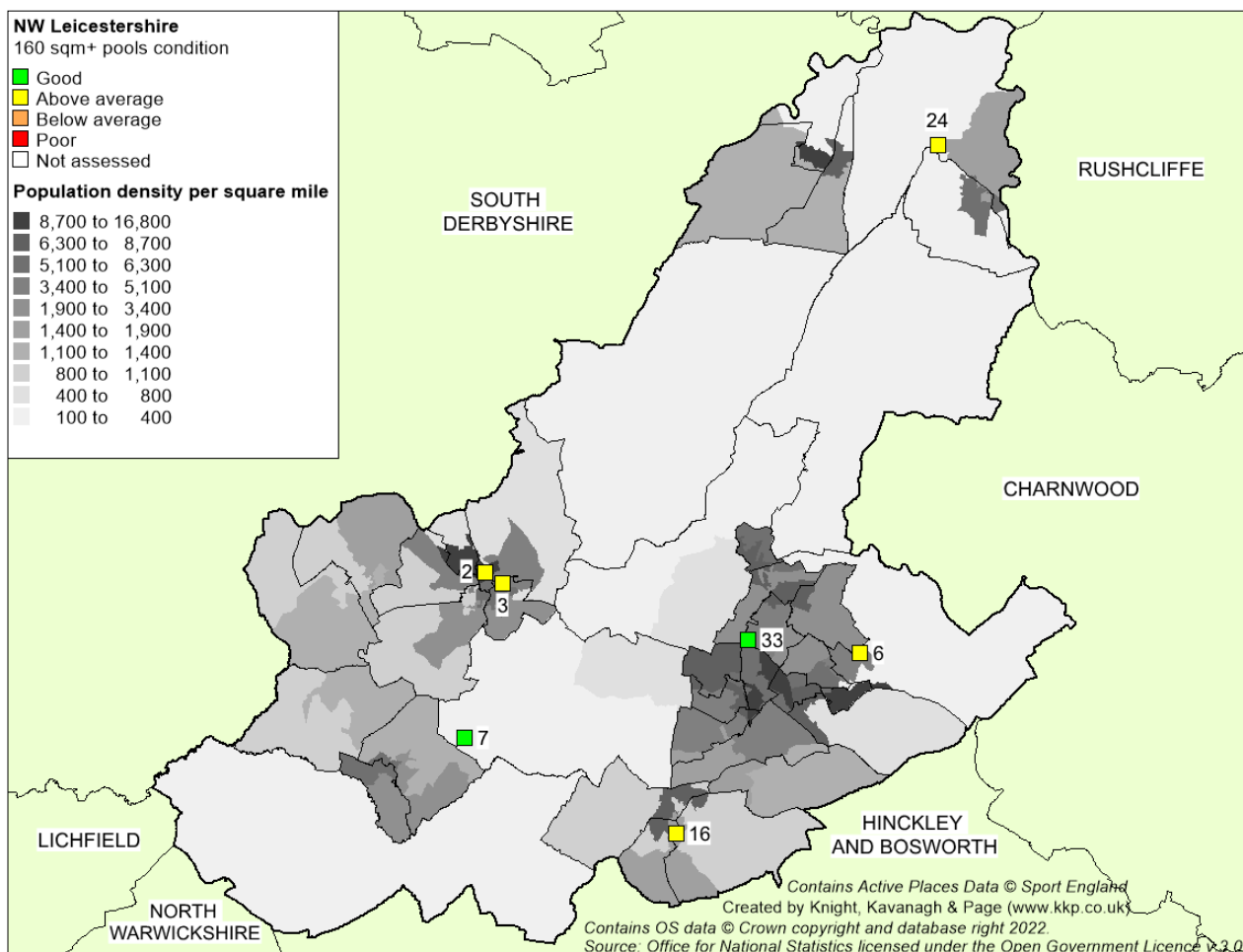


# NORTH WEST LEICESTERSHIRE COUNCIL INDOOR BUILT FACILITIES (SPORTS AND COMMUNITIES) - NEEDS ASSESSMENT

Table 5.2: Quality ratings of 160m<sup>2</sup> swimming pools.

ID	Site	Sub-type	Pool condition	Changing
2	Ashby Leisure Centre and Lido	Main/general	Above average	Above average
2	Ashby Leisure Centre and Lido	Learner/teaching/training	Above average	Above average
3	Ashby School and Sixth Form	Main/general	Above average	Not assessed
6	Castle Rock High School	Main/general	Above average	Not assessed
7	Champneys Springs	Leisure pool	Good	Above average
16	Ibstock Leisure Complex	Main/general	Above average	Not assessed
24	Livingwell Health Club	Main/general	Above average	Above average
33	Whitwick & Coalville LC	Main/general	Good	Good
33	Whitwick & Coalville LC	Learner/teaching/training	Good	Good

Figure 5.3: Swimming pools larger than 160m<sup>2</sup> in length with quality ratings



The Whitwick and Coalville Leisure Centre swimming pool (opened in 2022) is the main strategic swimming facility in the Authority. It supports all users, including hosting galas for local swimming competitions.

The main and learner pools at Ashby Leisure Centre (which is the main facility for residents in Ashby) are approaching 25 years of age but are well presented and attractive. It has no main structure or plant issues.

## NORTH WEST LEICESTERSHIRE COUNCIL INDOOR BUILT FACILITIES (SPORTS AND COMMUNITIES) - NEEDS ASSESSMENT

The third main pool in the Authority is at Ibstock Leisure Complex. It offers (pay and play) lane and recreational swimming for residents in the south of the Authority. Similar to Ashby Leisure Centre, its last recorded investment was in 2001, however, it is well looked after and received an above average quality rating.

Two other pools of note are Ashby School and Sixth Form and Castle Rock High School. Although neither offers pay and play access, they are reportedly well used by the community, by private swim companies and swim clubs. Both rate above average and report no maintenance issues.

The remaining pools are linked to commercial gyms and are located at hotels. Livingwell Health Club is rated above average and Champneys Springs is rated as good. The Livingwell site is the sole site located in the north, it offers registered membership access to residents from Castle Donnington and as far as Coalville.

Figure 5.4: Ibstock Leisure Complex swimming pool



Table 5.3: Age of swimming pools (160m<sup>2</sup>+) and refurbishment dates (where applicable)

Site name	Year built/ opened	Year last refurbished	Age (years) since built/refurbished
Ashby Leisure Centre and Lido	2002		23
Ashby School and Sixth Form	1983	2017	8
Castle Rock High School	1995	2011	14
Champneys Springs	2001	2016	9
Ibstock Leisure Complex	1992	2002	23

# NORTH WEST LEICESTERSHIRE COUNCIL

## INDOOR BUILT FACILITIES (SPORTS AND COMMUNITIES) - NEEDS ASSESSMENT

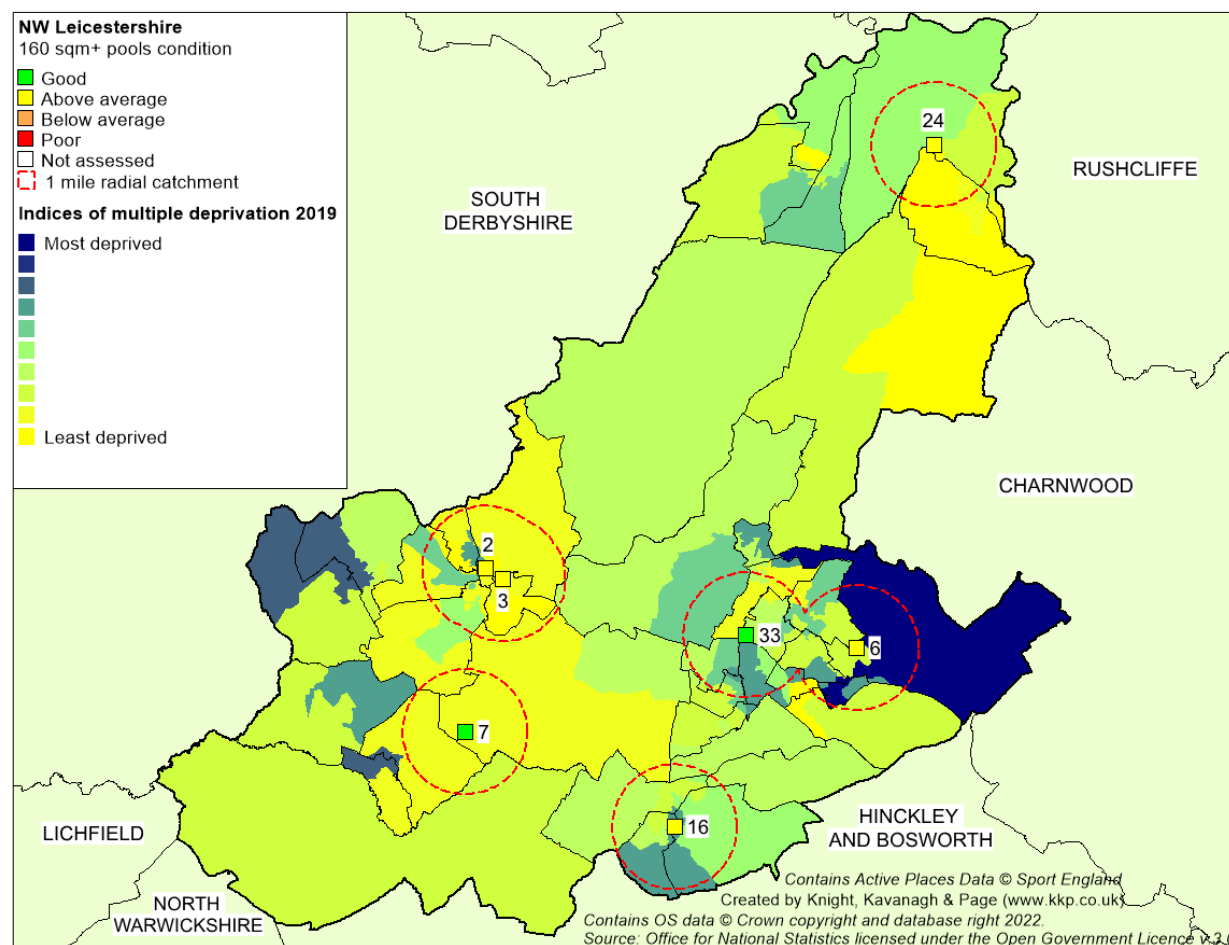
Site name	Year built/opened	Year last refurbished	Age (years) since built/refurbished
Livingwell Health Club (East Midlands)	1999	-	26
Whitwick and Coalville Leisure Centre	2022	-	3

### Accessibility

Swimming pool accessibility is influenced by physical traits such as the built environment. Appropriate walk and drive-time catchments are applied to determine accessibility to communities. The normal acceptable standard is 20-minutes' walk time (1-mile radial catchment) for an urban area and a 20-minutes' drive time for a rural area. This enables analysis of the adequacy of coverage and helps identify areas currently not serviced by existing provision.

Figures 5.4 and 5.5 plus Table 5.4 illustrate the walk and drivetime based accessibility of all swimming pools in NWL. This includes facilities which do not offer pay and play access.

Figure 5.5: Accessibility of swimming pools in NWL (with a one-mile radial catchment)



Catchment analysis indicates that 40.7% of the population lives within one mile of a swimming pool of a 160m<sup>2</sup>+ or larger. Of the 6,692 people living in areas of higher deprivation in NWL (i.e., those in the 30% most deprived areas nationally), 27.4% live within one mile of a swimming pool.

Access to pay and play accessible pools in NWL is more limited. Only 28% of residents live within one mile of a pay and play accessible swimming pool, and no one living in the Authority's most deprived areas lives within a mile of a pay and play pool. Key provision gaps are to the east of

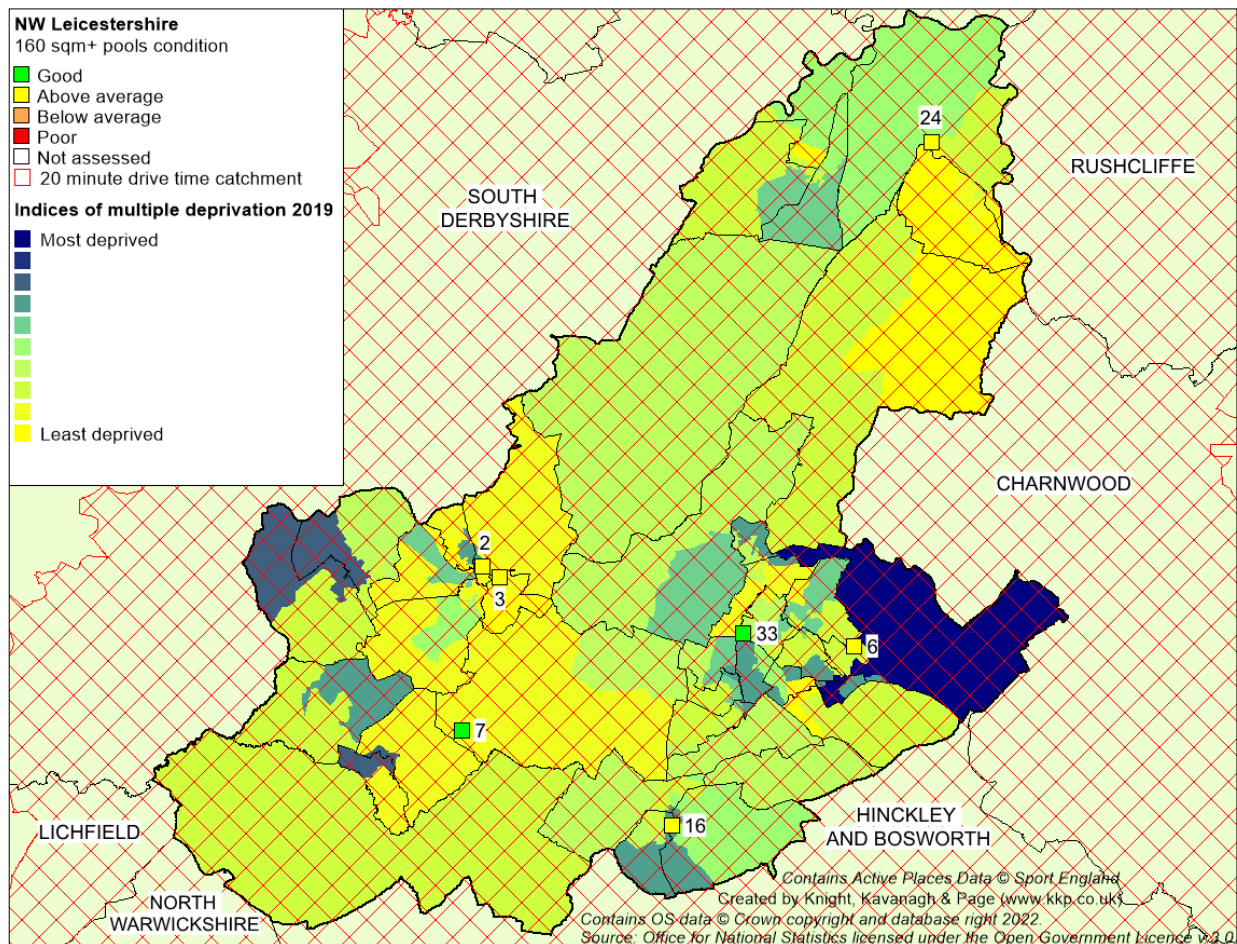
# NORTH WEST LEICESTERSHIRE COUNCIL INDOOR BUILT FACILITIES (SPORTS AND COMMUNITIES) - NEEDS ASSESSMENT

Coalville on the border with the authority of Charnwood and to the west of Ashby. The whole NWL population lives within a 20-minute drive of a swimming pool.

Table 5.4: Accessibility of swimming pools in NWL

IMD 10% bands	Persons	Population %	Persons inside catchment	Population inside (%)	Persons outside catchment	Population outside (%)
0 - 10	3,170	3.3%	1,834	1.9%	1,336	1.4%
10.1 - 20	0	0.0%	0	0.0%	0	0.0%
20.1 - 30	3,522	3.6%	0	0.0%	3,522	3.6%
30.1 - 40	12,269	12.6%	8,125	8.4%	4,144	4.3%
40.1 - 50	8,233	8.5%	4,297	4.4%	3,936	4.1%
50.1 - 60	8,249	8.5%	3,957	4.1%	4,292	4.4%
60.1 - 70	18,638	19.2%	4,212	4.3%	14,426	14.9%
70.1 - 80	19,591	20.2%	6,318	6.5%	13,273	13.7%
80.1 - 90	15,552	16.0%	7,391	7.6%	8,161	8.4%
90.1 - 100	7,874	8.1%	3,364	3.5%	4,510	4.6%
<b>Total</b>	<b>97,098</b>	<b>100.0%</b>	<b>39,498</b>	<b>40.7%</b>	<b>57,600</b>	<b>59.3%</b>

Figure 5.6: Accessibility of swimming pools in NWL (20-minute drivetime catchment)





# NORTH WEST LEICESTERSHIRE COUNCIL

## INDOOR BUILT FACILITIES (SPORTS AND COMMUNITIES) - NEEDS ASSESSMENT

### Availability of swimming pools

All facilities audited offer some form of public access.

Table 5.5: Access policy of swimming pools

Site name	Access policy
Ashby Leisure Centre and Lido	Pay and play
Ashby School and Sixth Form	Sports club / CA
Castle Rock High School	Sports club / CA
Champneys Springs	Registered membership
Ibstock Leisure Complex	Pay and play
Livingwell Health Club (East Midlands)	Registered membership
Whitwick and Coalville Leisure Centre	Pay and play

(NB: Sports club/CA = Sports club/community association use)

Three pools can be accessed on a pay and play basis: the two public leisure centre sites (Ashby Leisure Centre and Whitwick and Coalville Leisure Centre) plus Ibstock Leisure Complex. Castle Rock High School and Ashby School are available via pre-arranged block bookings and are mainly used by swimming clubs and private swim school operators.

The remaining sites are accessible via registered membership. For example, accessing the pool at Livingwell Health Club is part of a gym membership package which costs £55.00 per month.

### Facilities in neighbouring authorities

Accessibility is influenced by facilities located outside an authority. Seven pools (160m<sup>2</sup>+) at seven sites are located within two miles of the NWL boundary; three in Erewash, two in South Derbyshire and one in Charnwood. Two are available for casual use/are pay and play accessible.

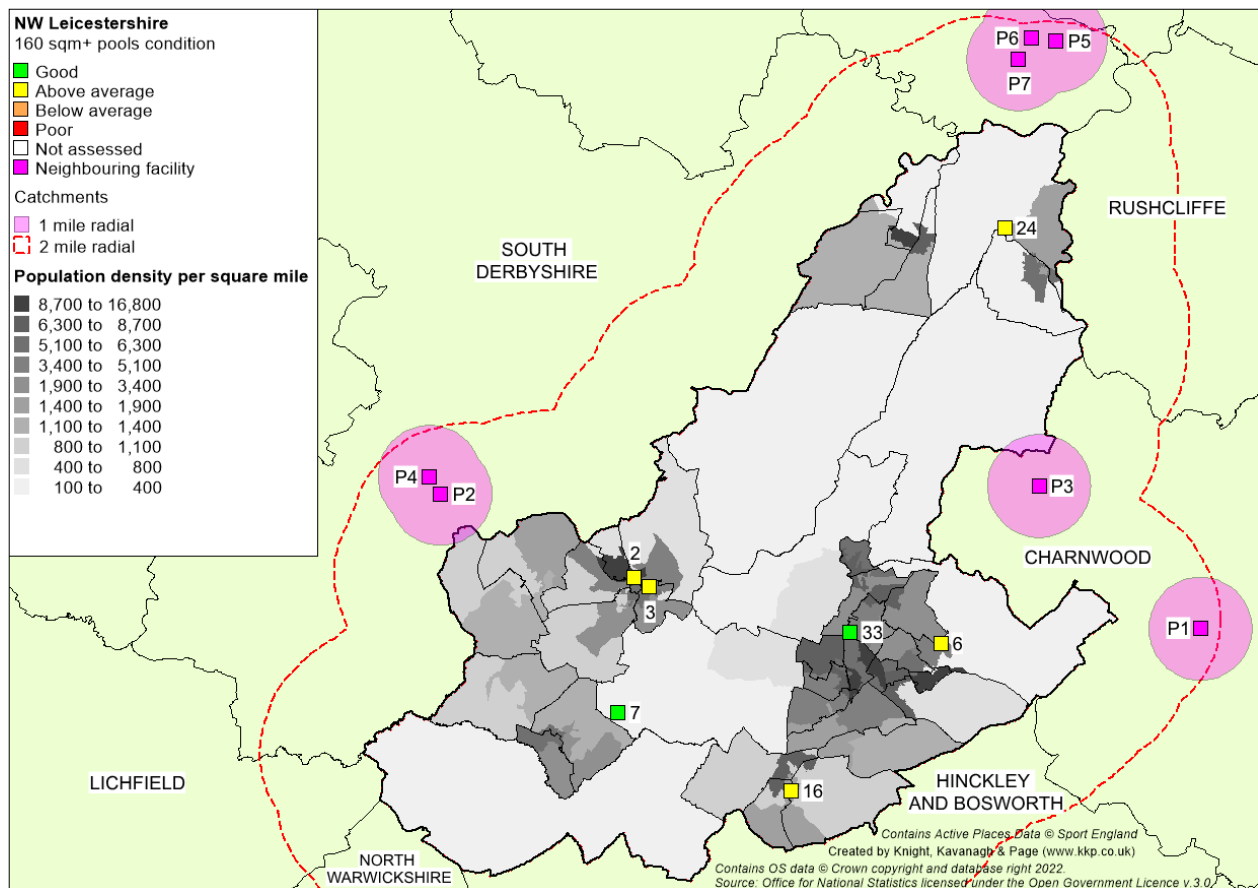
Publicly accessible pay-and-play swimming pools are unavailable in the Authority's northern area. Consequently, West Park Leisure Centre in Long Eaton, providing recreational, lane swimming, and swimming lessons, is thought likely to be serving many residents from this northern region and absorbing NWL-based demand. In some circumstances, provision in a neighbouring authority is nearer than travelling to the district venues in the south of the Authority.

Table 5.6: Neighbouring authority-based community available main pools within 2-miles of NWL

ID	Site	Size	Access	District
P1	Garats Hay	6 lanes x 25m	Sports club / CA	Charnwood
P2	Green Bank Leisure Centre	5 lanes x 25m	Pay and play	South Derbyshire
P3	Iveshead School	4 lanes x 23m	Sports club / CA	Charnwood
P4	Pingle Academy	4 lanes x 20m	Sports club / CA	South Derbyshire
P5	The Clifford Health Club & Spa	3 lanes x 22m	Reg. membership	Erewash
P6	Trent College	4 lanes x 23m	Sports club / CA	Erewash
P7	West Park Leisure Centre (Long Eaton)	5 lanes x 25m	Pay and play	Erewash

# NORTH WEST LEICESTERSHIRE COUNCIL INDOOR BUILT FACILITIES (SPORTS AND COMMUNITIES) - NEEDS ASSESSMENT

Figure 5.7: Swimming pools located within 2 miles of the NWL boundary



Source: Active Places Power 16/01/2025

## Sport England Facilities Planning Model (FPM)

NWLDC commissioned an initial assessment of its current supply and demand for the provision of swimming pools in the District in 2025. The report was produced in June 2025 with the key finding stating that the accessible supply of swimming pools can meet North West Leicestershire's demand comfortably in 2025. However, the public leisure centres attract most demand and are estimated to be uncomfortably full at peak times.

### Key findings

The total water space in North West Leicestershire is 1,952 sqm of water. When scaled against the amount available during the weekly peak period, this reduces to 1,786 sqm of water. In 2025, 9% of the water space is unavailable for community use in the weekly peak period, which equates to 166 sqm of water.

Both public leisure centres are available for the maximum 52.5 hours in the weekly peak period. There is no scope to increase availability and capacity at these sites to accommodate more demand at peak times.

The resident population generates demand for 7,564 visits in the weekly peak period, which equates to 1,244 sqm of water with a comfort factor included. This demand amounts to less than the North West Leicestershire available supply of 1,786 sqm of water.



# **NORTH WEST LEICESTERSHIRE COUNCIL**

## **INDOOR BUILT FACILITIES (SPORTS AND COMMUNITIES) - NEEDS ASSESSMENT**

---

In 2025, 97% of the demand for swimming pools from North West Leicestershire residents is met. This is higher than both the regional average of 94% and the national average of 93%.

Of North West Leicestershire's satisfied demand, 80% is met at swimming pools within the District. Five of the swimming pool sites are located in areas of high demand. Only the two commercial pools are located in areas where there is no demand.

Unmet demand is the equivalent of 39 sqm of water with a comfort factor included. Residents who are too far from a swimming pool account for 99% of the unmet demand.

The location in North West Leicestershire where the most unmet demand can be met is at Junction 24 of the M1, at 72 sqm of water. This amount is insufficient to consider building a new swimming pool at this location. This does not, however, take account of future changes in demand, which would need to be considered separately in a bespoke report.

The overall estimated used capacity of swimming pools in North West Leicestershire during the weekly peak period is 58%. However, the distribution of demand and the attractiveness of the public leisure centres means that they are uncomfortably full at peak times. Whitwick and Coalville Leisure Centre is 78% utilised in the weekly peak period, and Ashby Leisure Centre and Lido is 74% utilised.

Imported demand accounts for 35% of the used capacity of North West Leicestershire's swimming pools. Altogether, the sites meet 3,141 visits in the weekly peak period from residents of neighbouring local authorities.

### *Strategic Overview*

Overall, there is sufficient capacity to meet North West Leicestershire's demand for swimming pools. However, there is an issue within this strategic overview in that the two public leisure centres are estimated to be uncomfortably full at peak times and are already available for the maximum peak period hours.

The data from the National FPM Run does not identify how much of North West Leicestershire's demand comes from which other local authority area or swimming pool; it only provides the total figure for imported demand. That said, there is high demand in South Derbyshire close to the border with North West Leicestershire and, across the study area, South Derbyshire exports the most visits that are met in other local authorities.

Overall, there is sufficient capacity within North West Leicestershire to meet demand, and the findings for the public leisure centres should be viewed in this context. No other swimming pool sites are estimated to be uncomfortably full.

The intervention is to try and reduce the proportion of used capacity at the public leisure centres at peak times by increasing usage of the educational sites, which are less attractive due to their age.

Finally, it is important to review whether there is a need for modernisation at Ashby Leisure Centre and Lido in order to maintain the quality of the offer and the attractiveness of this swimming pool site.

### **Future enhancements / new developments**

As of the audit date, no known new swimming pool developments are planned in the area.

# **NORTH WEST LEICESTERSHIRE COUNCIL**

## **INDOOR BUILT FACILITIES (SPORTS AND COMMUNITIES) - NEEDS ASSESSMENT**

---

### **5.2: Demand**

Consultation was undertaken with Swim England. It recommends that all pools need to remain community accessible, including those at educational sites, making water space available for everyone. If required, its Business Engagement Team is available to assist agencies to maximise operations at sites struggling to offer community access.

**Coalville Swimming Club** – is the sole Swim England affiliated club in the Authority. Its main base is Whitwick and Coalville Leisure Centre which it uses four hours a week. It also hires pools for 10 hours per week at Ashby Leisure Centre, Castle Rock School and Ibstock Leisure Complex. It reports having a good relationship with Everyone Active along with the academy trusts and has the ability to access more pool hours should it wish to.

It currently has 157 members, ranging from juniors to masters, and competes in the Leicester and District Swimming League plus the Leicester Masters League for adult swimmers. It also hosts standalone trophy galas.

As noted, it reports having access to the facilities it needs and that their quality meet its needs. Ideally, it would like more of a visible presence at Whitwick and Coalville Leisure Centre with an office, and community noticeboards to promote the club.

**Coalville Triathlon Club** – a British Triathlon affiliated adult club open to men and women of all fitness levels. For its swim sessions it hires Ibstock Leisure Complex on a Tuesday 20:00 - 21:00 and Ashby School 06:30 – 07:30. Its run and bike ride sessions do not necessitate facility hire. In the summer (April – September) it trains in open water at Spring Lakes Water Sports (Long Eaton).

### **Swimming lessons**

Three main operators deliver swimming lessons within the Authority. Everyone Active runs lesson programmes at both Ashby Leisure Centre and Whitwick and Coalville Leisure Centre. It reports operating at 81% capacity and having limited spare capacity.

Ibstock Leisure Complex offer swimming lessons delivered through the Academy Trust. Based on 10-week course cycles, these run Monday-Friday between 16.00-19.00 and are at 80% capacity.

Castle Rock High School also has an in-house learn to swim offer. It is reported to be operating at 70% and has capacity to increase the number of swimming lessons it runs should demand rise.

### **5.3: Sport England's Facilities Calculator (SFC)**

As noted above, this aids local planning authorities to quantify additional demand for community sports facilities generated by new growth populations, development and regeneration. It can be used to estimate facility need for whole area populations but should not be applied for strategic gap analysis as it has no spatial dimension as it does not take account of:

- ◀ Facility location compared to demand.
- ◀ Capacity and availability of facilities – opening hours.
- ◀ Cross boundary movement of demand.
- ◀ Travel networks and topography.
- ◀ Attractiveness of facilities.

# NORTH WEST LEICESTERSHIRE COUNCIL

## INDOOR BUILT FACILITIES (SPORTS AND COMMUNITIES) - NEEDS ASSESSMENT

Table 5.8: Sports facilities calculator

Factor	Population 2018 (ONS)	Population estimate 2042 (ONS)
ONS population projections	102,126	136,154
Population increase		34,028
Facilities to meet change in demand	-	+6.81 lanes (+1.7 pools)
Estimated Cost		£7,722,180

Calculations assume that the current swimming pool stock remains available for community use and the quality remains the same. The projected increase in population will lead to an increase in demand for swimming space. The SFC indicates a requirement for an additional 6.81 lanes (equivalent to 1.7 swimming pools), up to 2042 (estimated cost: £7,722,180).

Table 4.13: Strategic housing impact

Housing growth increases from strategic sites (500+ houses to 2042)	Average number of people per owner occupying household (England)	Population increase due to proposed housing	Additional sports hall space required	Estimated cost (£)
13,125*	2.4	31,500	+6.31 lanes 1.58 pools	£7,148,485

(Build costs as of Q3 2024)

\*this includes the total amount delivered to 2042 (1,950 houses) for Isley Walton

Based on the current requirements as calculated by the FPM, there is sufficient water space, however, this is dependent on all school pools remain open and increase accessibility to more than just private swim schools and swimming clubs.

However, it is worth illustrating population growth when coupled with the growth generated through housing growth as a combined figure. ONS population growth does not consider the Council's housing growth as a factor when generating its estimate.

The SFC's calculated need (6.81 lanes) combined with the growth generated through housing growth (6.31 lanes) should be absorbed by the current surplus (c.13 lanes), resulting in a supply/demand balance (no further requirement of provision). This must not detract from the need to invest in the current supply of facilities ensuring they remain as attractive and accessible as possible. Should Ashby Leisure Centre's currently lido become covered and operate as a year-round facility, this will alleviate some of the pressure off the public leisure stock and further increase supply.

# NORTH WEST LEICESTERSHIRE COUNCIL

## INDOOR BUILT FACILITIES (SPORTS AND COMMUNITIES) - NEEDS ASSESSMENT

### 5.4: Summary of key facts and issues

In summary, the above consultation and analysis indicates that NWL is in the following position with regard to its swimming pool provision:

Facility type	Swimming pools	
Elements	Assessment findings	Specific facility needs
<b>Quantity</b>	There are 12 pools across 10 sites. Nine of the seven pools are larger than 160m <sup>2</sup> (4 lanes x 20m) or are at a site with a larger pool which is of strategic importance for the learn to swim offer.	<p>The FPM calculates a current surplus of water space based on the pools at the two Everyone Active sites, along with pools across the educational sector.</p> <p>The SFC coupled with the population growth generated through housing growth states that there will be a need for additional capacity by 2043, however, this should be absorbed by the current surplus.</p> <p>The current operator aspires to develop Ashby Leisure Centre's Lido into a year round venue. This will further increase the pay and play supply and reduce pressure on the public leisure stock.</p>
<b>Quality</b>	All pools are generally rated either good or above average. No pools received a below or poor-quality rating.	Whilst all key sites are rated as good or above average quality, NWLDC should work with Everyone Active and the respective academy trusts to ensure that the required long-term maintenance schedules are delivered to maintain quality of all facilities.
<b>Accessibility</b>	<p>40.7% of the population lives within a one-mile walk of a swimming pool (160m<sup>2</sup>+ in size) in the Authority.</p> <p>The whole population lives within 20-minutes' drive of a (160m<sup>2</sup>+) swimming pool.</p> <p>Pay and play access is available within a 1-mile walk for approximately 30% of residents.</p>	<p>Whilst walking distance accessibility is generally low, the high level of car ownership and strong drivetime catchment figures suggests that swimming pool provision is sufficient in NWL.</p> <p>For residents in the north of the district where there is no public accessible pay and play facility, provision in a neighbouring authority is likely to be nearer/ more accessible than travelling to the south of the authority.</p>
<b>Availability</b> (Management and usage)	Three pools are available for pay and play access. A further two can be accessed for swimming lessons on a block booking basis. The remainder are commercial hotel provision accessed via registered membership.	<p>Review public leisure centre pool programming to ensure a balance between club, learn to swim and casual swimming.</p> <p>Ensure that the two school pools which are available through a block booking basis remain accessible, as this provides additional learn to swim capacity and helps cater for club training demand.</p>

### Strategic summary

- Swimming pool quality in NWL is generally good. There are three pay and play pools. The remaining pools are available for community use through a block booking basis

## **NORTH WEST LEICESTERSHIRE COUNCIL INDOOR BUILT FACILITIES (SPORTS AND COMMUNITIES) - NEEDS ASSESSMENT**

---

- ◆ Everyone Active has aspirations to enhance the lido at Ashby Leisure Centre to become a year round facility. The operator may require support with this proposal.
- ◆ The FPM currently calculates a surplus of c.13 lanes. This is based on both pay and play pools and pools which are available via block bookings.
- ◆ This surplus should take account of need in the north of the Authority, supporting the proposed new settlement at Isley Woodhouse (4,250 new dwellings), It is recommended that further feasibility work is undertaken to calculate future capacity requirements. (1,950 is planned to be delivered by 2042, the remaining balance at a later date.)
- ◆ Given the rise in those aged 65+ in NWL by 2043, NWLDC should consider options to provide specific incentives to encourage swimming pool access and expand usage levels during quieter periods as seen in other local authority areas.



# **NORTH WEST LEICESTERSHIRE COUNCIL INDOOR BUILT FACILITIES (SPORTS AND COMMUNITIES) - NEEDS ASSESSMENT**

---

## **SECTION 6: HEALTH AND FITNESS SUITES**

According to the most recent ALS data<sup>11</sup>, around 11.4 million adults regularly engage in some form of fitness type activity (i.e., using gym equipment, a weights session, fitness class, or interval session). The popularity of fitness activities is reflective of their taking place across wide range of facilities including larger gyms (run on behalf of the local authority by companies and/or Trusts, managed in-house or private sector operators), and also other smaller activity spaces such as village and community halls.

Fitness studios also vary in their size and function, from relatively large rooms within leisure centres often containing a sprung floor, to smaller spaces (often within community and village halls) which may serve as dedicated spinning (indoor cycling) studios or to hold virtual fitness classes. Studio based timetabled classes such as Pilates, yoga, dance, step, boxercise and Zumba usually generate a significant amount of activity within publicly operated provision and comprise a core benefit of a health and fitness membership.

In terms of trends in the market, prior to the Covid-19 Pandemic, the UK health and fitness industry was enjoying a strong period of growth. It had more gyms, more members and a greater market value than ever before. The State of the Fitness Industry Report UK for 2022 found that membership levels dropped by around 5% since 2019 as a result of the Pandemic and numbers of facilities had also reduced. This correlates with ALS data which measured regular pre-Pandemic activity levels at around 14 million. Pure Gym and GLL remain the UK's leading operators (by number of gyms and members).

Health and fitness facilities are a core element within the transitioning of public leisure facilities towards delivering on wider health improvement outcomes. A leisure operator's role in providing for people with long term health conditions, including via exercise referral is critical. Fitness studios may 'double up' as spaces where NHS services such as physiotherapy, health screening, and weight management can take place alongside gentle exercise classes.

Larger health and fitness gyms containing a mix of flexible spaces (such as cardio, free weights and boxing equipment, (80 stations +<sup>12</sup>) remain central to the financial viability of public sector leisure centres. When combined with multiple studio facilities offering a good mix (and sufficient number) of classes, these usually offer the most profitable spaces within a typical leisure centre.

The past decade or so has also seen a growth in the prevalence of operators offering 'functional fitness' type equipment and activities. This form of fitness is a type of strength training that readies your body for daily activities and includes lifting, loading, pushing, pulling, squatting and hauling. This is manifested both in terms of small private facilities, and the incorporation of functional fitness spaces within publicly operated health and fitness facilities.

### **6.1: Supply**

#### **Quantity**

There are 21 health and fitness facilities in NWL: a total of 1,108 stations. Generally, they are located in the district's more densely populated areas such as Coalville and Ashby. Spatially, there is a good spread across the authority, with all main population centres being served.

---

<sup>11</sup> [Active Lives adult survey Nov 20-21 report](#)

<sup>12</sup> A health and fitness 'station' is defined as a piece of static fitness equipment – KKP normally audits facilities of 20 stations or more.

# NORTH WEST LEICESTERSHIRE COUNCIL INDOOR BUILT FACILITIES (SPORTS AND COMMUNITIES) - NEEDS ASSESSMENT

Figure 6.1: All health and fitness gyms on population density

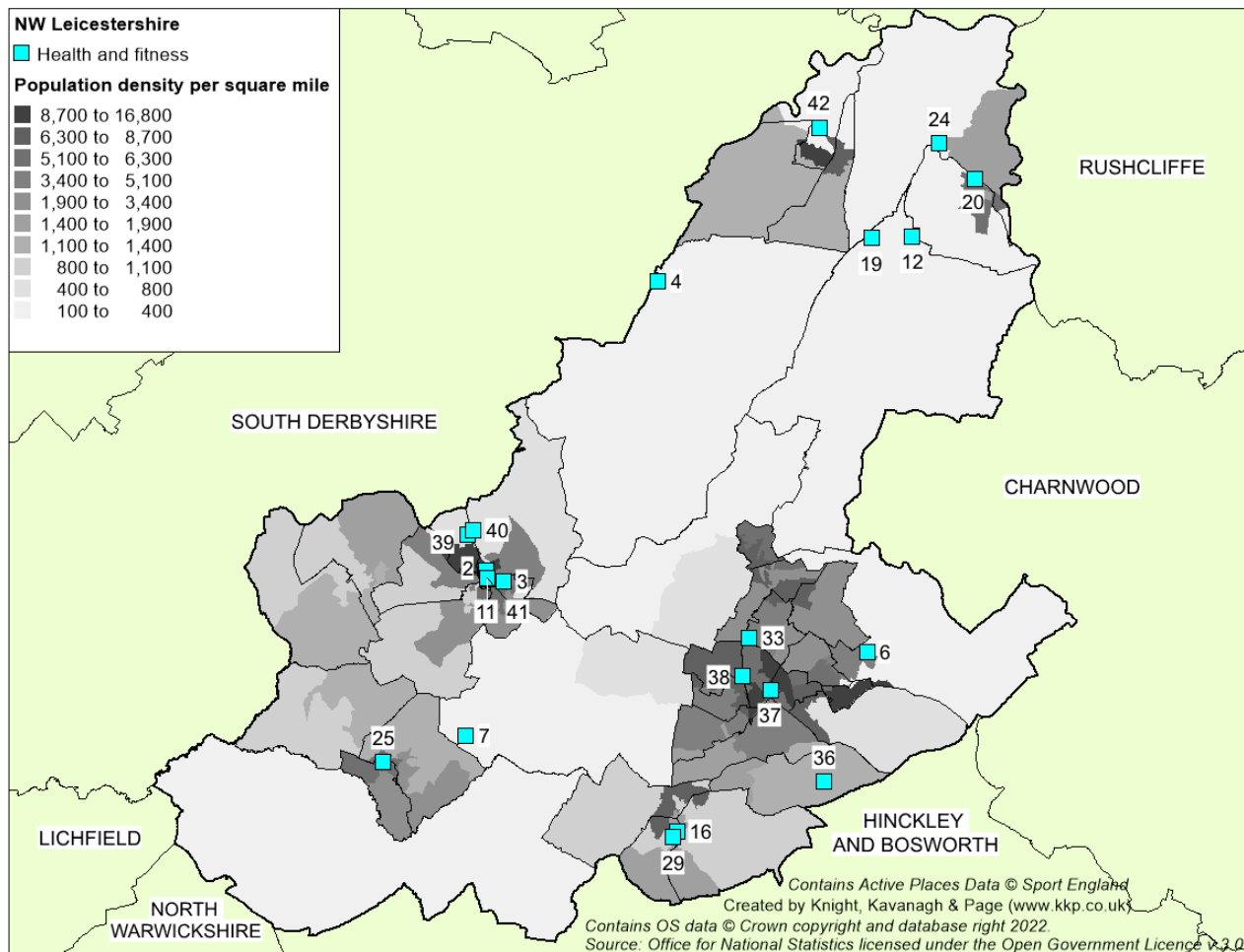


Table 6.1: All health and fitness gyms in NWL

ID	Site	Stations	ID	Site	Stations
2	Ashby Leisure Centre and Lido	75	25	Measham Comm. & Rec. Centre	34
3	Ashby School and Sixth Form	17	29	Rise Fitness Clubs (Ibstock)	75
4	Breedon Priory Health Club	35	33	Whitwick & Coalville Leisure Centre	110
6	Castle Rock High School	32	36	Premier Gym	100
7	Champneys Springs	24	37	Physique Fitness	50
11	Fitness Republic	27	38	Pure Gym (Coalville)	220
12	Halsa Health Club	14	39	Muscle HQ Fitness Gym	60
16	Ibstock Leisure Complex	20	40	Bluestone Fitness	60
19	Juvenate (E. Midlands Airport)	20	41	Fitness Republic	40
20	Kegworth Hotel	25	42	The Workhouse Gym	50
24	Livingwell (East Midlands)	20	<b>Total</b>		<b>1,108</b>

Facilities with fewer than 20 stations or sites not community accessible (Castle Rock and Ashby schools) are typically not assessed/considered large enough to be a community gym although they can service small sections of the community. Removing these smaller/non community accessible facilities from the supply leaves 18 facilities with 20+ stations (1,045 stations in total).

# NORTH WEST LEICESTERSHIRE COUNCIL INDOOR BUILT FACILITIES (SPORTS AND COMMUNITIES) - NEEDS ASSESSMENT

## Quality

All health and fitness sites received a non-technical quality assessment.

Figure 6.2: Health and fitness gym quality

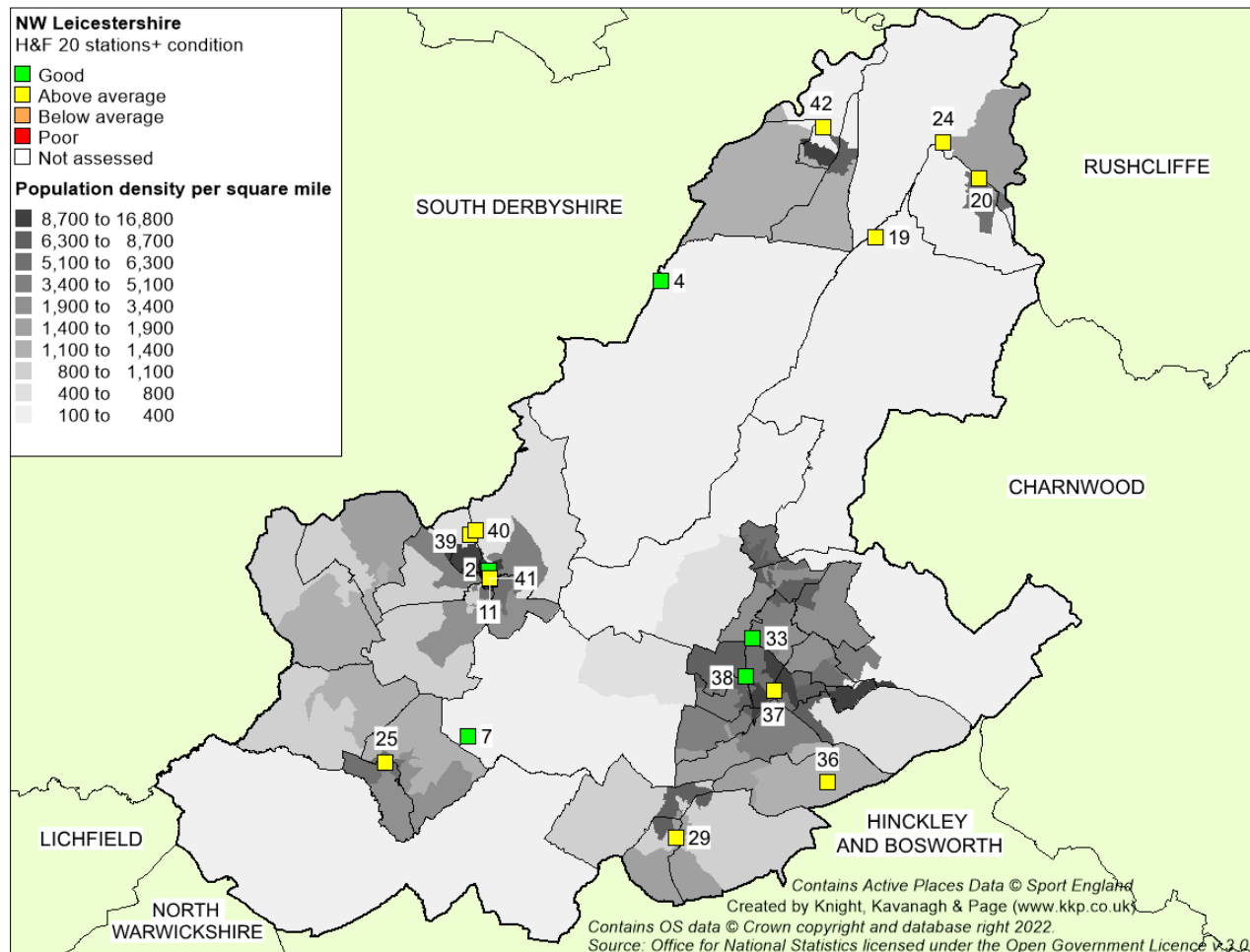


Table 6.2: Health and fitness suites by condition

ID	Site	Stations	Condition
2	Ashby Leisure Centre and Lido	75	Good
4	Breedon Priory Health Club	35	Good
7	Champneys Springs	24	Good
11	Fitness Republic	27	Above average
16	Ibstock Leisure Complex	20	Above average
19	Juvenate (East Midlands Airport)	20	Above average
20	Kegworth Hotel	25	Above average
24	Livingwell Health Club (East Midlands)	20	Above average
25	Measham Community and Recreation Centre	34	Above average
29	Rise Fitness Clubs (Ibstock)	75	Above average
33	Whitwick and Coalville Leisure Centre	110	Good
36	Premier Gym	100	Above average
37	Physique Fitness	50	Above average
38	Pure Gym (Coalville)	220	Good

## NORTH WEST LEICESTERSHIRE COUNCIL INDOOR BUILT FACILITIES (SPORTS AND COMMUNITIES) - NEEDS ASSESSMENT

39	Muscle HQ Fitness Gym	60	Above average
40	Bluestone Fitness	60	Above average
41	Fitness Republic	40	Above average
42	The Workhouse Gym	50	Above average

Four venues are rated as good quality and seven above average. No facilities were rated either below average or poor. The five gyms in NWL of good quality are at Whitwick and Coalville Leisure Centre, Ashby Leisure Centre and Lido, Breedon Priory Health Club, Pure Gym and Champneys Springs.

Pure Gym (Coalville) is the largest facility, located in the centre of the town. The second largest is at Whitwick and Coalville Leisure Centre. Ashby Leisure Centre received a £1.2million refurbishment in 2019. This included creation of a new exercise studio. NWLDC, with Everyone Active, was keen to ensure that both its flagship sites are of the highest standards.

### Accessibility

The Sport England classification of access type defines registered membership use facilities as being publicly available. For health and fitness suites, this generally means payment of a monthly membership fee which can vary considerably. Private operators have no contractual obligation to, for example, offer exercise referral nor do they necessarily actively target people/ communities who face barriers to participation. It is also acknowledged that some memberships are expensive while others are cheaper than those offered by public sector venues. There is little doubt that various private operators can take pressure off more available public facilities.

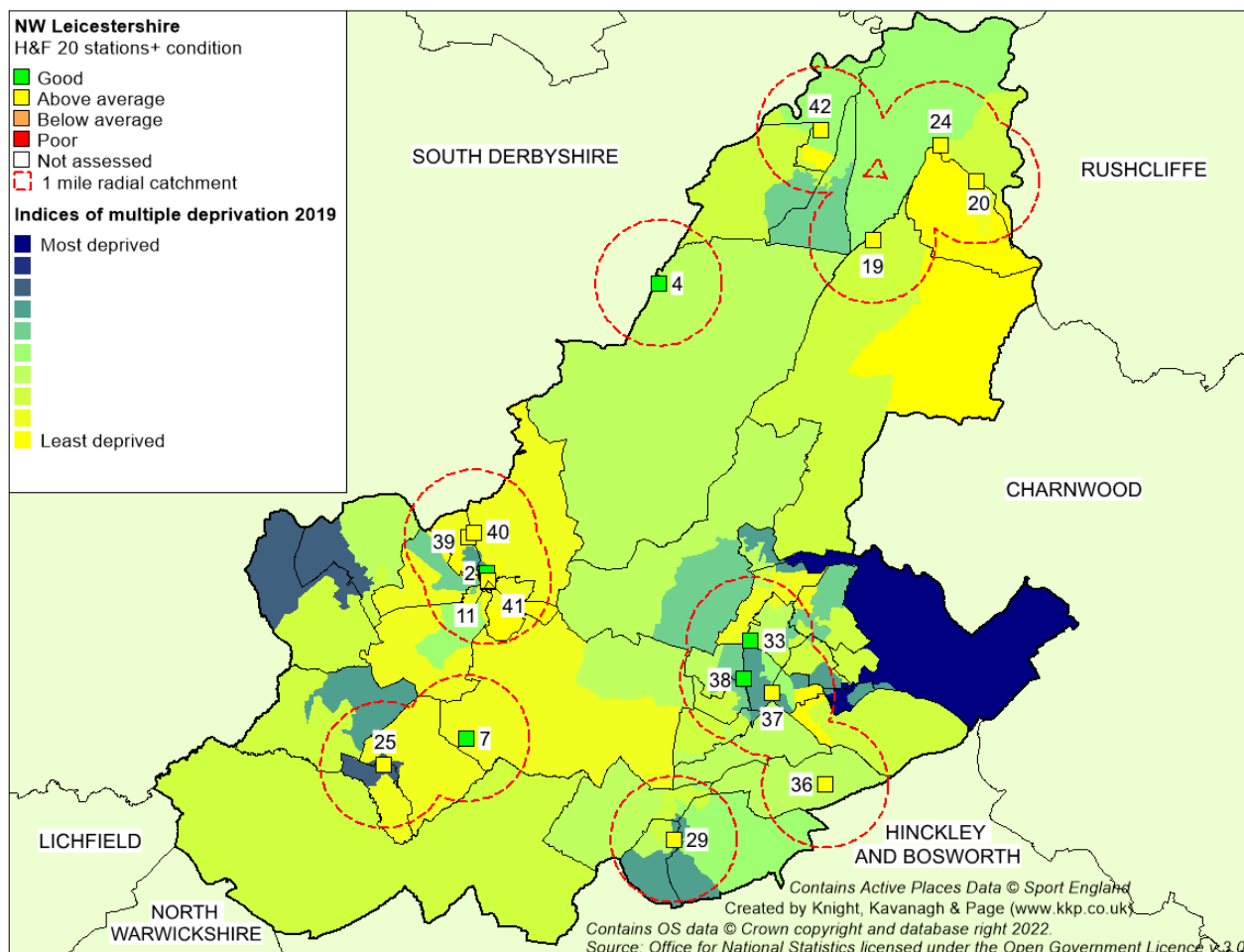
Appropriate walk and drive-time accessibility standards are applied to health and fitness suites to determine provision deficiencies or surpluses. The normal acceptable standard for an urban area is a 20-minutes' walk time and 20-minute drive time for a rural area.

Table 6.3: Health and fitness 20+ stations with 1-mile radial catchment

IMD 10% bands	Persons	Population %	Persons inside catchment	Population inside (%)	Persons outside catchment	Population outside (%)
0 - 10	3,170	3.3%	285	0.3%	2,885	3.0%
10.1 - 20	0	0.0%	0	0.0%	0	0.0%
20.1 - 30	3,522	3.6%	1,723	1.8%	1,799	1.9%
30.1 - 40	12,269	12.6%	8,521	8.8%	3,748	3.9%
40.1 - 50	8,233	8.5%	5,457	5.6%	2,776	2.9%
50.1 - 60	8,249	8.5%	5,555	5.7%	2,694	2.8%
60.1 - 70	18,638	19.2%	8,583	8.8%	10,055	10.4%
70.1 - 80	19,591	20.2%	7,433	7.7%	12,158	12.5%
80.1 - 90	15,552	16.0%	10,314	10.6%	5,238	5.4%
90.1 - 100	7,874	8.1%	6,412	6.6%	1,462	1.5%
<b>Total</b>	<b>97,098</b>	<b>100.0%</b>	<b>54,283</b>	<b>55.9%</b>	<b>42,815</b>	<b>44.1%</b>

# NORTH WEST LEICESTERSHIRE COUNCIL INDOOR BUILT FACILITIES (SPORTS AND COMMUNITIES) - NEEDS ASSESSMENT

Figure 6.3: Health and fitness gyms 20+ stations+ with 1-mile radial catchment



Just over half of the NWL population (55.9%) lives within 20 minutes' walk of a health and fitness facility. Whilst this figure is relatively low, the high percentage (87.4%) of households with access to a minimum of one car or van places increased importance on drivetime accessibility. The whole NWL population lives within a 20-minute drive of a health and fitness facility.

For the 6,692 people living in areas of higher deprivation (IMD bands 0-30%) in NWL, just under one third (30.1% - 2,008 people) live within a 20-minute walk of a health/fitness facility. As with the distribution of swimming pools, there are gaps to the east of Coalville and to the west of Ashby.

## Neighbouring facilities

Health and fitness facility users do not just use venues in their own authority. Because of this, those within two miles of the border are considered. There are nine health and fitness venues within two miles of NWL. One (West Park Leisure Centre in Long Eaton) offers pay and play access whilst the remaining sites all require some form of membership to access the facilities.

Table 6.4: Community available health and fitness (20+ stations) within 2 miles of NWL

ID	Site	Stations	Access	District
F1	Anytime Fitness (Swadlincote)	90	Reg. membership	South Derbyshire
F2	Garats Hay	26	Sports club / CA	Charnwood

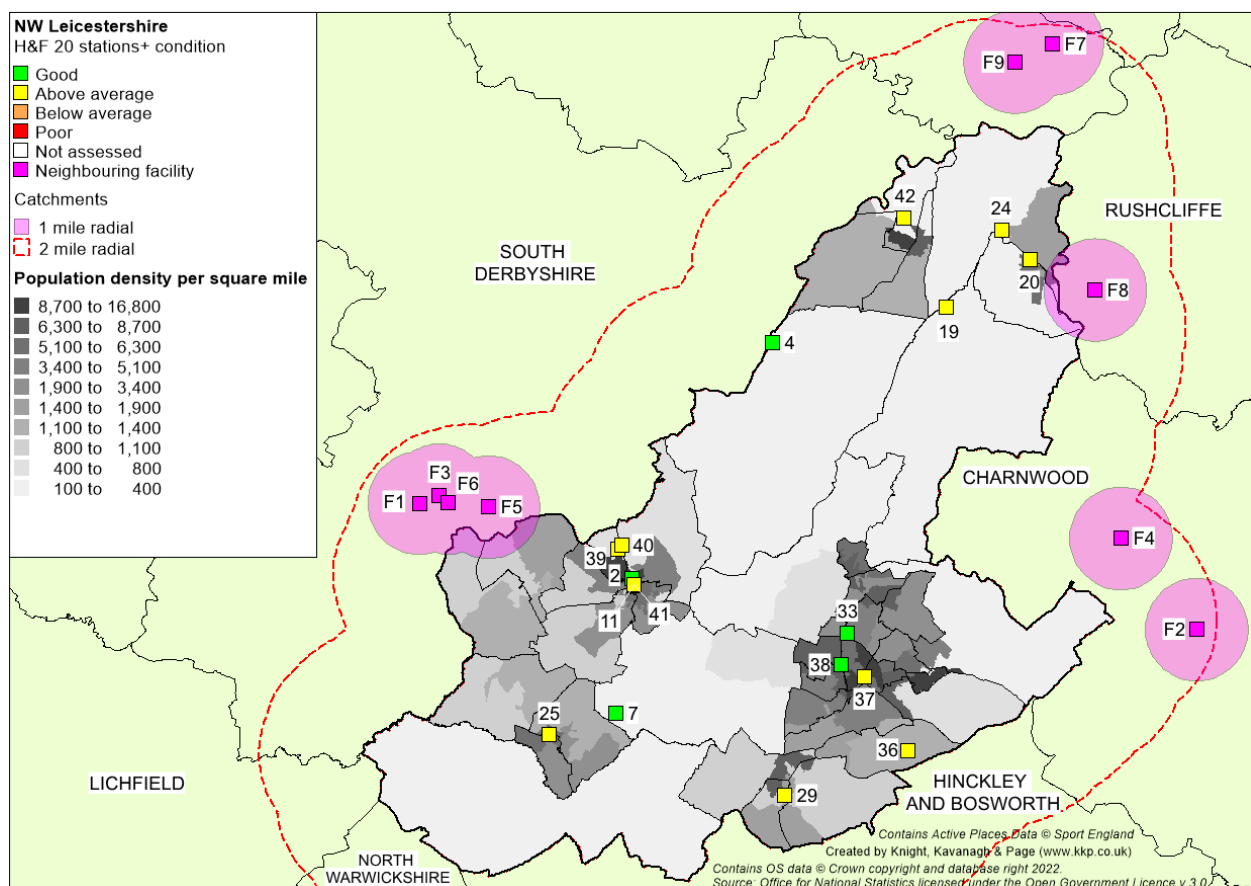


# NORTH WEST LEICESTERSHIRE COUNCIL INDOOR BUILT FACILITIES (SPORTS AND COMMUNITIES) - NEEDS ASSESSMENT

ID	Site	Stations	Access	District
F3	Green Bank Leisure Centre	100	Pay and play	South Derbyshire
F4	Loughborough University (Holywell Fitness Centre)	150	Reg. membership	Charnwood
F5	Shredz Fitness Centre	50	Reg. membership	South Derbyshire
F6	Snap Fitness (Swadlincote)	150	Reg. membership	South Derbyshire
F7	The Clifford Health Club & Spa	100	Reg. membership	Erewash
F8	University of Nottingham (Sutton Bonington Sports Centre)	28	Sports club / CA	Rushcliffe
F9	West Park Leisure Centre (Long Eaton)	80	Pay and play	Erewash

Source: Active Places Power 07/01/2025

Figure 6.4: Health and fitness suites with walk and drive time catchment on IMD



## Availability and programming

Sport England's classification of access type defines registered membership use facilities as publicly available. However, the cost of monthly membership fees can vary considerably. It is acknowledged that those which may be considered expensive offer access to different market segments and can ease pressure on facilities which offer cheaper membership options.

Of the 18 health and fitness suites in NWL, all offer some form of community use. Four can be accessed on a pay and play basis and remainder requires registered membership. Both the

## NORTH WEST LEICESTERSHIRE COUNCIL INDOOR BUILT FACILITIES (SPORTS AND COMMUNITIES) - NEEDS ASSESSMENT

Council's main sites provide a pay and play option along with Ibstock Leisure Complex and Measham Community Centre. It must be noted, all the pay and play facilities are located in the south, with no accessible health and fitness facilities in the north, particularly around Castle Donington and Kegworth. Residents may access facilities in neighbouring authorities to access a pay and play gym, with the nearest one at West Park Leisure Centre in Erewash.

Table 6.5: Access policy of fitness gyms

ID	Site	Stations	Access
2	Ashby Leisure Centre and Lido	75	Pay and play
4	Breedon Priory Health Club	35	Registered membership use
7	Champneys Springs	24	Registered membership use
11	Fitness Republic	27	Registered membership use
16	Ibstock Leisure Complex	20	Pay and play
19	Juvenate (East Midlands Airport)	20	Registered membership use
20	Kegworth Hotel	25	Registered membership use
24	Livingwell Health Club	20	Registered membership use
25	Measham Community & Recreation Centre	34	Pay and play
29	Rise Fitness Clubs (Ibstock)	75	Registered membership use
33	Whitwick and Coalville Leisure Centre	110	Pay and play
36	Premier Gym	100	Registered membership use
37	Physique Fitness	50	Registered membership use
38	Pure Gym (Coalville)	220	Registered membership use
39	Muscle HQ Fitness Gym	60	Registered membership use
40	Bluestone Fitness	60	Registered membership use
41	Fitness Republic	40	Registered membership use
42	The Workhouse Gym	50	Registered membership use

Table 6.6: Pricing structure of community available health and fitness suites with 20+ stations

Site name	Pay & play	Annual	12-month DD	Notes
Ashby Leisure Centre and Lido	£9.25	£524.90 £232 Junior	£52.49 £23.20 Junior	Includes gym, swimming and sauna. Junior rate for 11-15 years old
Breedon Priory Health Club		£745.00	£69.00	
Champneys Springs				Price not available online
Fitness Republic		£340.00	£34.00	
Ibstock Leisure Complex	£4.35		£30.90 £23.20 Junior	Includes gym, swimming. Junior rate for 11-15 years old.
Juvenate (East Mids Airport)		£340.00	£34.00	Gym and swim
Kegworth Hotel				Hotel guest use only
Livingwell Health Club (East Midlands)			£55.00	
Measham Comm.& Recreation Centre		£330.00	£30.00	
Rise Fitness Clubs (Ibstock)		£290.00	£29.00	

## NORTH WEST LEICESTERSHIRE COUNCIL INDOOR BUILT FACILITIES (SPORTS AND COMMUNITIES) - NEEDS ASSESSMENT

Site name	Pay & play	Annual	12-month DD	Notes
Whitwick & Coalville Leisure Centre	£9.25	£524.90 £232 Junior	£52.49 £23.20 Junior	Same as Ashby Leisure Centre and Lido
Premier Gym	£8.00		£42.00	£75 couples membership £20 week pass
Physique Fitness	£7.00		£33.50	Weekly option available £16.00
Pure Gym (Coalville)			£22.99	£29.99 plus membership includes bring a friend 4x a month.
Muscle HQ Fitness	£7.00	£300.00	£35.00	Weekly option £15.00 also available.
Bluestone Fitness			£41.99	£56.99 Bluestone plus (sauna, classes and full body scanning)
Fitness Republic		£340.00	£34.00	
Workhouse Gym	£7.00	£250.00	£35.00	

*\*Pricing as advertised in April 2025*

As shown, the cost of accessing health and fitness facilities varies across the Authority.

Ashby and Whitwick and Coalville leisure centres offers the most comprehensive membership, this includes gym, swim and class use with prices varying depending on circumstances – junior, concessionary, etc. Many sites provide a pay and play option, however, the Everyone Active sites access requires online registration, and places can only be guaranteed when booked through the website. The cost of accessing these sites is £9.25 per person per visit.

The price point for pay and play access to public leisure facilities in the Authority varies from £4.25 at Ibstock Leisure Complex to £9.25 per session (a level which arguably discourages pay and play-based participation). It is, in line with many operators' practices, in effect designed to incentivise people to join direct debit based monthly registered membership schemes.

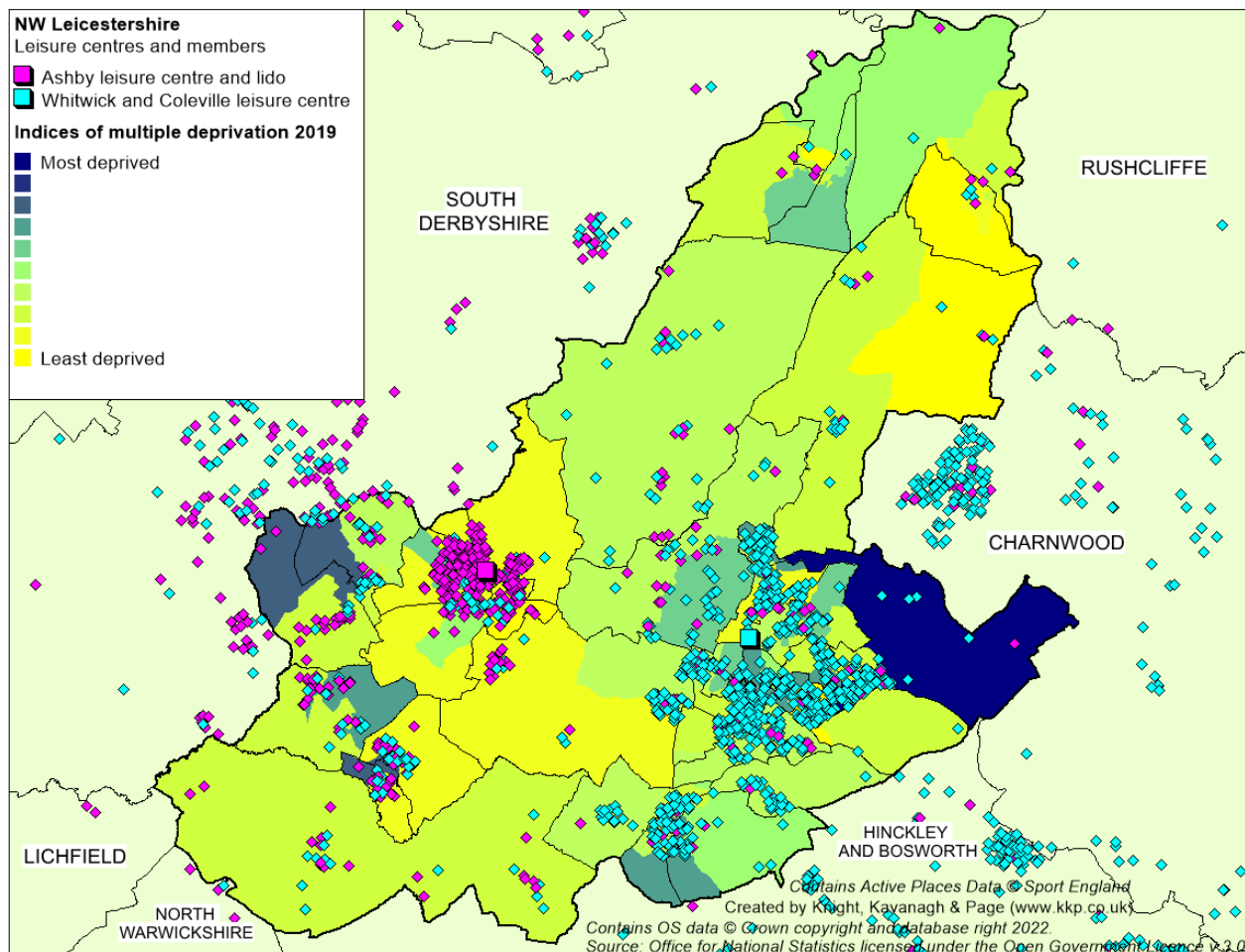
This price point plus the requirement to pre-register online to pay for facility use does effectively mean that there is no realistic 'pay and play' option at public leisure sites (apart from Ibstock Leisure Complex. This potentially excludes older people and local residents from the district's less affluent communities. The need to engage with these groups is recognised in the Council's Health and Wellbeing Strategy so this may be an issue that merits further consideration.

Pure Gym is the cheapest monthly direct debit option while Champney Springs is the most expensive. Those looking to access regular gym provision benefit financially from acquiring a registered membership as opposed to attending on a pay and play basis.

KKP requested current membership data from Everyone Active to analyse where current members reside in relation to the two centres. A total of 4,896 records was provided, of these 4,885 (99.8%) had suitable postcodes for mapping.

# **NORTH WEST LEICESTERSHIRE COUNCIL** **INDOOR BUILT FACILITIES (SPORTS AND COMMUNITIES) - NEEDS** **ASSESSMENT**

Figure 6.5: Ashby/ Whitwick and Coalville Leisure Centre membership distribution by centre



The information provided indicates that:

- ✦ 3,668 (75.1%) of the Everyone Active managed centres live within NWL.
- ✦ 1,030 (21.1%) live in neighbouring districts and the remainder (187 - 3.8%) live elsewhere.
- ✦ 1,243 (33.8%) are members at Ashby Leisure Centre.
- ✦ 2,425 (66.2%) are members at Whitwick and Coalville Leisure Centre.

Table 6.7 illustrates where members live in relation to the two leisure centres. The majority reside around and adjacent to the respective site, however, Whitwick and Coalville Leisure Centre also has a wider appeal. Due to its size and age, it draws members in from several neighbouring authorities, including Charnwood (9.4%) and Hinckley and Bosworth (10%). Tables 6.7 and 6.8 show where members live in relation to the IMD most deprived bandings (1-30%). On a centre-by-centre basis, Whitwick and Coalville Leisure centre is attracting more people from these bands than Ashby Leisure Centre. 6.9% of the Authority population reside in areas of higher deprivation.

# NORTH WEST LEICESTERSHIRE COUNCIL

## INDOOR BUILT FACILITIES (SPORTS AND COMMUNITIES) - NEEDS ASSESSMENT

Table 6.7: Ashby gym membership users in relation to IMD

IOD 2019 10% bands	NW Leicestershire (mid-2015)	NW Leicestershire %	Ashby LC #	Ashby LC %
Most deprived 0-10	3,170	3.3%	8	0.6%
10.1-20	0	0.0%	0	0.0%
20.1-30	3,522	3.6%	42	3.4%
30.1-40	12,269	12.6%	133	10.7%
40.1-50	8,233	8.5%	102	8.2%
50.1-60	8,249	8.5%	59	4.7%
60.1-70	18,638	19.2%	156	12.6%
70.1-80	19,591	20.2%	150	12.1%
80.1-90	15,552	16.0%	435	35.0%
Least deprived 90.1-100	7,874	8.1%	158	12.7%
<b>Total</b>	<b>97,098</b>	<b>100.0%</b>	<b>1,243</b>	<b>100.0%</b>

Table 6.8: Whitwick and Coalville gym membership users in relation to IMD

IOD 2019 10% bands	NW Leicestershire (mid-2015)	NW Leicestershire %	Whitwick & Coalville LC #	Whitwick & Coalville LC %
Most deprived 0-10	3,170	3.3%	86	3.5%
10.1-20	0	0.0%	0	0.0%
20.1-30	3,522	3.6%	17	0.7%
30.1-40	12,269	12.6%	326	13.4%
40.1-50	8,233	8.5%	204	8.4%
50.1-60	8,249	8.5%	154	6.4%
60.1-70	18,638	19.2%	642	26.5%
70.1-80	19,591	20.2%	496	20.5%
80.1-90	15,552	16.0%	347	14.3%
Least deprived 90.1-100	7,874	8.1%	153	6.3%
<b>Total</b>	<b>97,098</b>	<b>100.0%</b>	<b>2,425</b>	<b>100.0%</b>

As shown in the catchment map, the two leisure centres are primarily catering for members in the south of the Authority and from neighbouring authorities. They have a limited number of members from the north of the Authority.

### Future developments

The audit identified that Castle Donington College is currently constructing a new health and fitness facility which is partnership funded by NWLDC, Castle Donington Parish Council and Castle Donington College. It will have community availability and is expected to open in the summer of 2025. The number of stations is yet to be confirmed however it is understood to be small in scale around 20 stations.

### 6.2: Demand

Exercising in a gym or class environment is a highly popular form of exercise, appealing to men and women across a range of age groups. To identify the adequacy of provision a demand calculation based upon the assumption that 'UK penetration rates' will increase slightly in the



## NORTH WEST LEICESTERSHIRE COUNCIL INDOOR BUILT FACILITIES (SPORTS AND COMMUNITIES) - NEEDS ASSESSMENT

future is applied. Population increases are also factored in to enable a calculation of whether current supply will meet future demand.

Table 6.9: UK penetration rates; health/fitness in NWL (ONS Data)

	Curent (2018) ONS	Future (2042) ONS
Adult population (16+ years)	83,375	112,678
UK penetration rate	16%	17%
Number of potential members	13,340	19,155
Number of visits per week (1.75/member)	23,345	33,522
% of visits in peak time	65	65
No. of visits in peak time (equated to no. of stations required i.e., no. of visits/39 weeks*65%)	389	559
<b>Number of stations (with comfort factor applied)</b>	<b>584</b>	<b>838</b>

Model applies 1.75 visits/week by members and 65% usage for 39 weeks of the year. (Figures rounded up/down)

Based upon UK penetration rates there is current need for 584 stations in NWL. This will grow to 838 by 2042, taking account of a comfort factor (particularly at peak times). When comparing the current number of community available stations (1,045) and accounting for the comfort factor, there is a current surplus of stations. Should all current facilities remain *in-situ*, this surplus will continue till 2042.

Fitness facilities are an important facet of leisure provision and a successful addition to sports centres over the past three decades. Income derived can offset the cost/underpin the viability of provision such as swimming pools or targeted programmes (i.e., GP referral).

### 6.3: Dance studios

Dance studios are an important element of the wider health, fitness and conditioning market. They vary in size, shape, quality of environment, access to sprung wooden floors and quality of ancillary facilities. There has been an increase in the number of people accessing fitness classes as identified in increased UK penetration rates. Activity types offered also vary from low impact classes such as Pilates and yoga to dance, step, boxercise and Zumba. It is worth noting that dance classes/clubs are key users of studio spaces throughout the country.

There are 13 studios in NWL. All can be accessed via either pay and play or via a registered membership. Both Ashby and Whitwick and Coalville leisure centres have dedicated spin studios along with additional studios which accommodate classes such as Zumba, circuits and body combat.

Studios are predominantly located in the south of the authority with only Beedon Priory Health Club with two studios serving the north. It is likely that village/community halls are serving the needs of these communities. See the community/village halls needs assessment report).

# NORTH WEST LEICESTERSHIRE COUNCIL INDOOR BUILT FACILITIES (SPORTS AND COMMUNITIES) - NEEDS ASSESSMENT

Figure 6.6: Studios in NWL

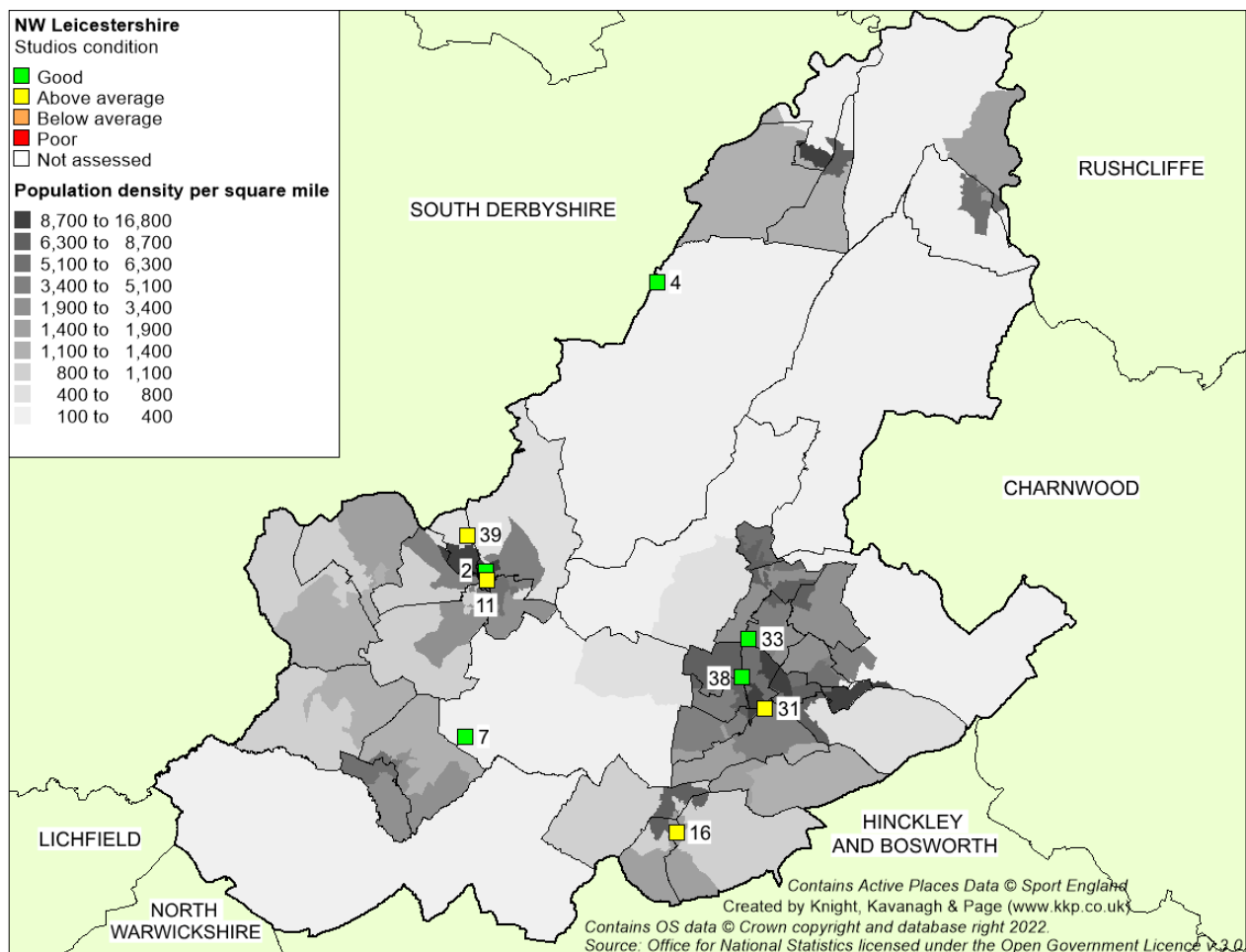


Table 6.10: Table of studios in NWL

ID	Site	Sub-type	Access	Condition
2	Ashby Leisure Centre and Lido	Fitness	Pay and play	Good
2	Ashby Leisure Centre and Lido	Fitness	Pay and play	Good
4	Breedon Priory Health Club	Fitness	Pay and play	Good
4	Breedon Priory Health Club	Cycle	Pay and play	Good
7	Champneys Springs	Fitness	Reg. membership	Good
7	Champneys Springs	Fitness	Reg. membership	Good
11	Fitness Republic	Fitness	Reg. membership	Above average
16	Ibstock Leisure Complex	Fitness	Pay and play	Above average
31	The Newbridge School	Fitness	Sports club / CA	Above average
33	Whitwick and Coalville Leisure Centre	Fitness	Pay and play	Good
33	Whitwick and Coalville Leisure Centre	Fitness	Pay and play	Good
33	Whitwick and Coalville Leisure Centre	Cycle	Pay and play	Good
38	Pure Gym (Coalville)	Fitness	Reg. membership	Good
39	Muscle HQ Fitness Gym	Fitness	Reg. membership	Above average

(NB: Sports club/CA= Sports club / community association use)

## **NORTH WEST LEICESTERSHIRE COUNCIL INDOOR BUILT FACILITIES (SPORTS AND COMMUNITIES) - NEEDS ASSESSMENT**

---

Studios are good quality, there are no below average or poor facilities in the Authority. Given proposed housing developments, there will be a need to review the need for studios in the north of the authority.

# NORTH WEST LEICESTERSHIRE COUNCIL

## INDOOR BUILT FACILITIES (SPORTS AND COMMUNITIES) - NEEDS ASSESSMENT

### 6.4: Summary of key facts and issues

Facility type	Health & fitness	-
Elements	Assessment findings	Specific facility needs
<b>Quantity</b>	There are 21 health and fitness suites containing 1108 stations. 18 have community use and have 20+ stations – a total of 1,045 stations. There is a current (c.460) and future (c.200) modelled positive supply demand balance of facilities in the area.	There is a new fitness gym in development at Castle Donington College. It will be available to the community in summer 2025.
<b>Quality</b>	All 18 of the 20+ station health and fitness suites are of good or above average quality.	There is a need to provide and maintain high quality provision across the stock.
<b>Accessibility</b>	55.9% of NWL residents live within one mile of a health and fitness suite. The whole population lives within a 20-minute drive of a community accessible facility.  Some of the nine gyms within 2 miles of NWL in neighbouring authorities are of significant size and scale (100+ stations) and are national chains.	Walking accessibility in NWL is low, however, as car ownership is good, it is assumed that the majority of people are able to access a facility by car.  Membership of the Everyone Active managed public leisure centres draw primarily from the south of the authority and adjoining authorities, not the north of NWL.
<b>Availability</b> (Management and usage)	There are four publicly accessible pay and play health and fitness facilities with 20+ stations in NWL. Everyone Active charges £9.25 for a pay and play session. This price point may discourage certain users. Ibstock Leisure Centre offers casual access at a more affordable rate of £4.35. The remaining venues can be accessed both via pay and play and registered membership.	Although there are four pay and play facilities in the authority, there are none in the north, including Castle Donington. The new facility at Castle Donington College should help to address this.

### Strategic summary

- Current and future demand is well catered for given the quantity and quality of existing health and fitness suites in the Authority.
- Generally, sites are rated good quality, providing high quality fitness provision for residents across the authority.
- There is no pay and play facility in the north, particularly around Castle Donington and Kegworth settlements however this is likely to change with the new facility at Castle Donington College.
- The price point and requirement to pre-pay online prior to entry at the public leisure sites Ashby and Whitwick and Coalville could potentially digitally and/or financially exclude some groups of local people.

# NORTH WEST LEICESTERSHIRE COUNCIL

## INDOOR BUILT FACILITIES (SPORTS AND COMMUNITIES) - NEEDS ASSESSMENT

### SECTION 7: SQUASH

Squash is now on a new strategic path, implementing a rebrand and undergoing a major restructure. England Squash (ES) has achieved core strategic goals agreed with Sport England and is committed to supporting the traditional infrastructure of county associations, clubs, coaches and officials to grow the game via key programmes (e.g., Squash101) and campaigns (e.g., Squash Girls Can) but will be apportioning resources in a significantly different manner.

Table 7.1: England Squash strategic aims:

Element	Aim
Governance	Adhere to the highest standards of organisational governance.
Membership	Provide a membership model that caters to and provides benefits for anyone interested in playing and coaching squash irrespective of their ability.
Programmes	Enabling and supporting partners to be at the forefront of adult and player recruitment and retention.
Talent & high performance	Provide a support and development programme that identifies, develops and delivers world leading individuals and teams.
Commercial	Create a diversified and effective revenue model that minimises risk and reduces dependency on funding.

Squash In a Changing World (2021-2025) outlines the vision, principles and strategic pillars for ES. Its vision for the future of squash in England is a thriving, diverse and growing community. Its Purpose is to serve as custodians of the game's past, its present and its future. It is to serve as a catalyst for positive change across the sporting community at home and abroad. The 2021-2025 strategy sets six key objectives:

- ◆ Drive increased participation in the game, with a radical advance in equality, diversity and inclusion.
- ◆ Inspire and train a community of world class coaches, referees and volunteers at every level, who drive participation and increase engagement in the game.
- ◆ Sustain world-leading talent pathways and programmes for high performing players who achieve success on the global stage and inspire others to realise their potential.
- ◆ Empower creativity and innovation in the game and in ES's culture, using ideas and technology to support the squash community and to engage with new audiences.
- ◆ Spearhead new and creative ways to enhance the visibility and appeal of squash at local, national and international levels, including the pursuit of Olympic inclusion.
- ◆ Provide leadership for the game nationally and internationally, including addressing the Climate and Ecological Crisis.

ES has set a benchmark of one court per 10,000 people in each local authority in order for squash to thrive. It estimates that there is currently one court per 12,617 people in England. This reflects the significant number of court closures and/or non-replacements when new facilities are developed to replace older venues - seen over the past two decades.

NWL District has five courts. The ES model would suggest demand for an additional six. Taking future population growth (to 2043) into account using this model there is a need for 13 courts.

#### 7.1 Supply

There are five squash courts in the Authority, three glass-back courts at Whitwick and Coalville Leisure Centre and two glass-back courts at Ashby Leisure Centre.

# NORTH WEST LEICESTERSHIRE COUNCIL INDOOR BUILT FACILITIES (SPORTS AND COMMUNITIES) - NEEDS ASSESSMENT

Figure 7.1: Location of squash courts and within surrounding authorities (20-minute drive)

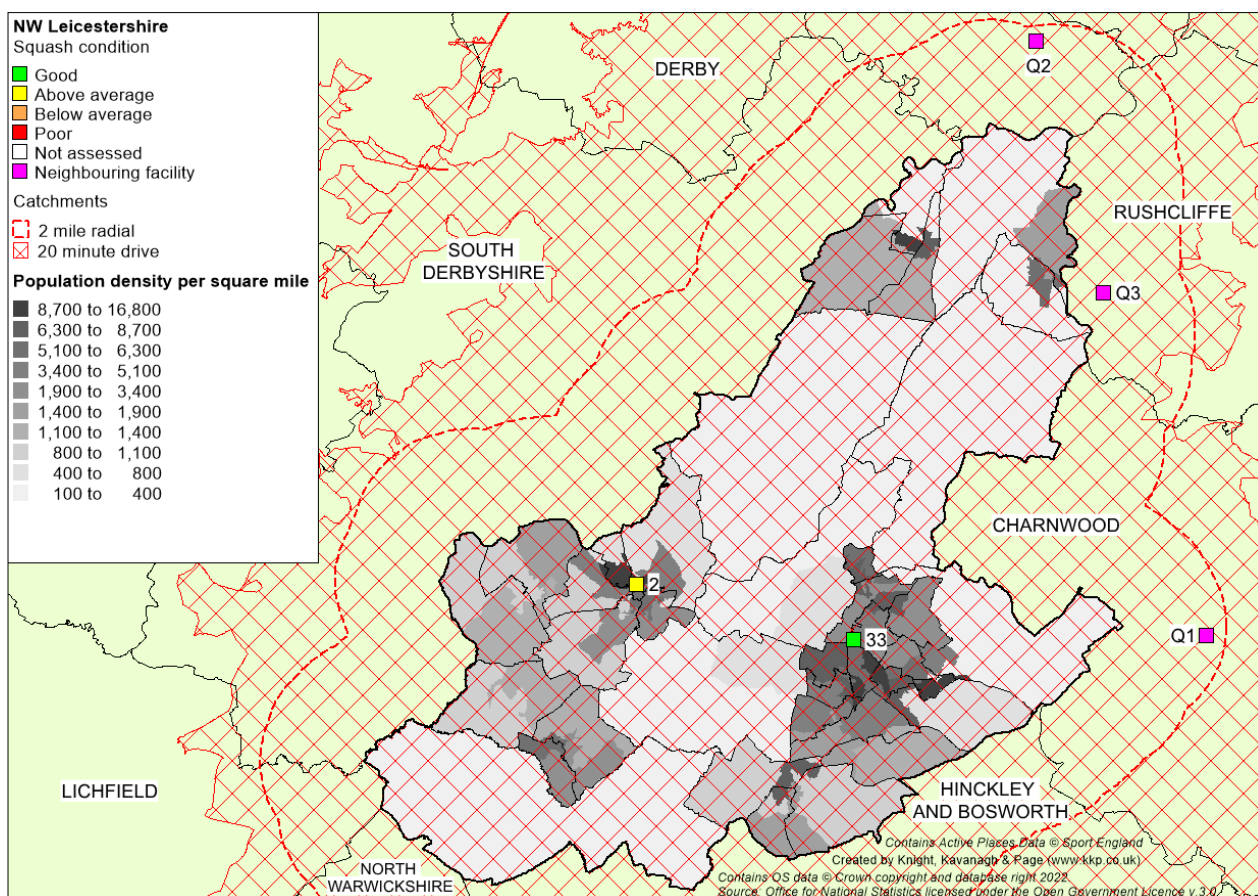


Table 7.1: Squash courts in NWL District

ID	Site	Courts	Sub-type	Condition
2	Ashby Leisure Centre and Lido	2	Glass-backed	Above average
33	Whitwick and Coalville Leisure Centre	3	Glass-backed	Good

Table 7.2: Squash courts in neighbouring authorities within 20 minutes' drive time of NWL

ID	Site	Type	Courts	Access	District
Q1	Garats Hay	Glass-backed	4	Sports club / CA	Charnwood
Q2	Trent College	Normal	1	Sports club / CA	Erewash
Q3	University of Nottingham (Sutton Bonington Sports Centre)	Glass-backed	2	Sports club / CA	Rushcliffe

Source: Active Places Power 13/03/2025

## Quality

The three squash courts at Whitwick and Coalville Leisure Centre are good quality. Ashby Leisure Centre has two courts which are rated above average. All are maintained regularly, including re-painting back walls and lines. The lighting is LED and good quality and there are no issues with the floors or the structure of the courts.



# NORTH WEST LEICESTERSHIRE COUNCIL

## INDOOR BUILT FACILITIES (SPORTS AND COMMUNITIES) - NEEDS ASSESSMENT

### Accessibility and availability

All residents in NWL live within a 20-minute drive of a squash facility. A further seven courts (on three sites) can be accessed within 20-minutes' drive time. All courts are available on a pay and play basis and via a membership and courts can be accessed during the day and in the evening and at weekends.

All of the sites in neighbouring authorities (within the 20 minutes' drive time catchment) can only be accessed via membership of a squash club. None can be accessed on a pay and play basis.

### Future developments / changes to provision

There are no known plans to make changes to squash provision.

### 7.2: Demand

Both leisure centres reported good participation levels and both sites promote the courts, run informal leagues and initiatives to increase participation.

England Squash was invited to take part in consultation with regard to squash provision in NWL, however, no response was received.

Club consultation

Numerous attempts were made to contact Hermitage Squash Club and Ashby Squash Club. No response has been received.

### 7.3: Summary of key facts and issues

Facility type	Squash	-
Elements	Assessment findings	Specific facility needs
<b>Quantity</b>	There are five glass-back squash courts in the Authority. A further seven courts can be accessed within a 20-minute drivetime.	Based on the ES benchmark, NWLDC has an under supply of six squash courts. This will increase to eight courts by 2043. The audit identified spare demand at both sites, as no clubs responded to consultation, club need for additional courts could not be ascertained.
<b>Quality</b>	Two courts are rated above average quality and three are good quality.	Continue the current maintenance programme to ensure court quality remains high.
<b>Accessibility</b>	All residents live within a 20-minute drive of a squash facility.	-
<b>Availability</b> (Management and usage)	All courts offer pay and play and membership options.	Continue to ensure that courts are well used and available at peak and off-peak times.

### Strategic summary

Continue to provide good quality accessible courts and regularly promote the sport to ensure high participation levels.

# **NORTH WEST LEICESTERSHIRE COUNCIL**

## **INDOOR BUILT FACILITIES (SPORTS AND COMMUNITIES) - NEEDS ASSESSMENT**

---

### **SECTION 8: INDOOR BOWLS**

The five forms of bowls that are played indoors (flat/level green, crown green, long mat, short mat and carpet mat) each require a different venue and each format of the game has a different technical specification for their indoor facility.

Indoor flat/level green bowls is played on a purpose-built indoor green which complies with the laws of the sport of bowls. The NGB is English Indoor Bowling Association (EIBA). It requires a standard bowling green; a flat area 31-40 metres long divided into playing areas called rinks. The number of these varies, depending on the width of the green.

Crown green bowls requires a standard crown green, artificial grass (carpeted) area of approximately 38m square which is crowned i.e. higher in the centre than round the perimeter. Indoor crown greens are relatively rare – substantially less common than those provided for flat green bowls. The NGB is the British Crown Green Bowling Association (BCGBA).

Carpet bowls is played on a rectangular carpet (45 x 6 feet) that is rolled out. It can be accommodated in any indoor space large enough to accommodate the mats which come in different lengths. It tends to be played at a recreational level. The NGB is the English Carpet Bowls Association (ECBA).

Short mat bowls is typically played in sports halls, parish council rooms, outdoor bowls club pavilions and on indoor flat green bowls club greens. The NGB is the English Short Mat Bowling Association (SMBA). Long mat bowls is played on a rolled carpet typically laid on a sports hall floor. There are no ditches in this game. It is typically found in areas of low flat-green supply and/or where crown green bowls is played outdoors. There is no NGB for this version of the game.

An indoor bowling centre typically comprises a single flat green with a number of rinks and ancillary accommodation such as changing rooms, lounge/bar, viewing area, kitchen, office/ meeting rooms and stores plus designated car parking. Ancillary accommodation scale varies according to the number of rinks available. A successful indoor bowls centre requires a combination of the right location, design, and financial and general management. Sport England<sup>13</sup> guidelines on catchment for indoor bowls centres are set out to be interpreted in the light of local circumstances:

- ◀ Assume the majority of users live locally and not travel more than 30 minutes.
- ◀ Assume that 90% of users will travel by car or public transport, with the remainder by foot.
- ◀ As a guide, calculate demand on the basis of one rink per 14,000-17,000 total population.
- ◀ The number of rinks required can be related to the estimated number of members, assume 80-100 members per rink.

EIBA stated priorities are:

- ◀ Recruitment of participants.
- ◀ Retention of participants.
- ◀ Clubs are recommended to:
  - ◀ Develop and implement a robust sports development plan
  - ◀ Actively review the Sport England 'Buddle' website.
  - ◀ Actively promote the club in the local community amongst those who are able bodied and disabled. Wheelchair users and visually impaired people are particularly keen on the sport of bowls.
- ◀ Retention and improvement of facilities.
- ◀ New indoor facilities in areas of low-supply and high-demand.

---

<sup>13</sup> Sport England Design Guidance Note Indoor Bowls 2005

# NORTH WEST LEICESTERSHIRE COUNCIL

## INDOOR BUILT FACILITIES (SPORTS AND COMMUNITIES) - NEEDS ASSESSMENT

---

### EIBA Vision 2025-2027

This plan focuses on: recruit and retain 45+ and recruit and retain 70+. Both markets require growth. The idea is that people aged 45+ need new versions/formats of the game to play and the 70+ will wish to continue with current formats. Its focus areas are:

- ◀ Recruit and Retain.
- ◀ Facilities – Build, Improve, Retain
- ◀ Inclusion
- ◀ Communications
- ◀ Commercial Activities
- ◀ Competitions
- ◀ Performance
- ◀ Governance

The EIBA “Recruit and Retain Strategy” is to concentrate on the family aspect of our Sport. This means that we are keen for all of our Clubs to avail themselves of opportunities for “increasing participation” and “improving the experience” of all able-bodied or disabled participants in Bowls across all ages and gender.

Running alongside this is the Sport England funded development work provided jointly by the Indoor NGB (EIBA); Outdoor NGB (Bowls England) and the “Bowls Development Alliance” (BDA). Each NGB has two directors on the Board of BDA.

The Sport England funding for the 2022-2025 period, focuses on the delivery of:

- ◀ **Club hubs:** ensure that all clubs remain sustainably positioned at the heart of the communities, and there are good pathways to increase membership.
- ◀ **Communities:** develop healthy bowling communities, with good quality competitions, options to increase coaches and volunteers and healthy relationships between clubs.
- ◀ **Health and wellbeing:** support clubs promote health and wellbeing of members with a range of programmes and activities.
- ◀ **Inclusion:** ensure clubs are as inclusive as possible, promoting the sport to all including females and people from diverse communities.

Alongside these core objectives the BDA works with key partners on:

- ◀ **Safeguarding:** ensuring the sport is safe for everyone to play by working across all five National Governing Bodies (NGBs) [BE, EIBA, British Crown Green BA, English Short Mat BA and English Bowling Federation] to have policies and processes in place. Training is available to support the network of club safeguarding officers.
- ◀ **Disability:** the BDA works in partnership with Disability Bowls England, Activity Alliance, BE and the EIBA to ensure everyone regardless of disability can access the sport of bowls.
- ◀ **Women Can:** the BDA are driving a campaign alongside BE and the EIBA to encourage more women to play bowls, coach bowls and volunteer in bowls.
- ◀ **Equality & Diversity:** the BDA, BE and the EIBA are all striving to ensure the sport of bowls is as diverse as it can be.

### BDA Vision and Strategy 2022-2027

This Strategy focuses on the new era of collaboration across the bowls network.

Its vision is to place bowls at the heart of every community as an accessible sport for all. It has also outlined strategic priorities, which as follows:

# NORTH WEST LEICESTERSHIRE COUNCIL

## INDOOR BUILT FACILITIES (SPORTS AND COMMUNITIES) - NEEDS ASSESSMENT

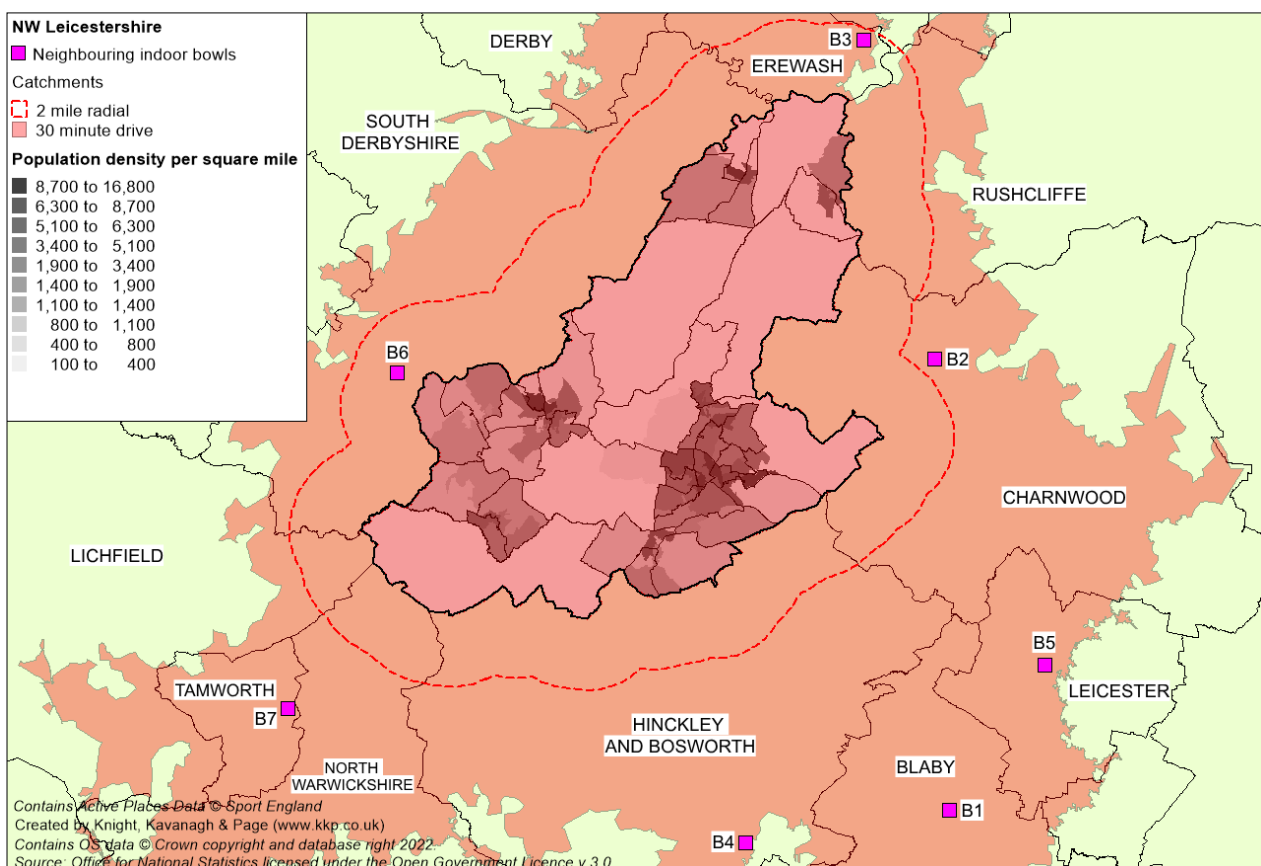
- Build Partnerships and Communities:** To ensure our role in the bowls family preserves the important connection with our partners and key stakeholders through the continuation of shared goals and objectives, aligning to our organisation's vision of transforming bowls into an accessible sport for all.
- Educate and Empower:** To Increase the impact we have on tackling inequalities through a more connected and educated volunteer workforce who fully support our efforts at a local level and who represent a younger, more diverse group of people, ensuring the sport has sustainability into the future.
- Diversify and innovate:** To continue to take the lead on driving inclusion with the view to improving the culture of our sport through more inclusive and innovative practices on the ground, linking into the whole sport inclusion strategy.
- Sustain and Grow:** To ensure we have tried and tested sustainability plans in place to recruit and retain volunteers and grow participation at our clubs, working closely with our wider network to broaden our reach and influence.

### 8.1: Supply

#### Quantity and quality

There is no indoor bowls facility within the Authority. There are, however, seven indoor bowls facilities with a total of 52 rinks located within 30 minutes' drive of the NWLDC boundary.

Figure 8.1: Indoor bowls facilities in NWL & within 30 minutes' drive time



Source: Active Places Power 29/04/2025

## NORTH WEST LEICESTERSHIRE COUNCIL INDOOR BUILT FACILITIES (SPORTS AND COMMUNITIES) - NEEDS ASSESSMENT

Table 8.1: Indoor bowls facilities within a 30-minutes' drive

ID	Site name	Rinks	Access type	Authority
B1	Enderby Leisure And Golf Centre	6	Pay and Play	Blaby
B2	Charnwood Indoor Bowls Club	8	Sports Club / CA	Charnwood
B3	Erewash Indoor Bowls Club	9	Sports Club / CA	Erewash
B4	Barwell Cricket And Sports Club	6	Sports Club / CA	Hinckley and Bosworth
B5	Leicester Indoor Bowls & Social Club	9	Sports Club / CA	Leicester
B6	Gresley Old Hall	8	Sports Club / CA	South Derbyshire
B7	Tamworth Indoor Bowls Club	6	Sports Club / CA	Tamworth

### Accessibility

Drive time catchment modelling suggests that the whole NWL population lives within a 30-minute drive of the indoor bowls facility located within a neighbouring authority which are well distributed around the outer edge of the authority.

### Availability

Enderby Leisure Centre (Map ID B1) is the only facility with pay and play opportunities available. All the other facilities require a membership of the respective club to access the facilities.

### 8.2: Demand

Consultation with EIBA indicates that there is sufficient provision within the recommended drive time of 30 minutes to accommodate both current and future demand. (Demand for indoor bowls facilities identified from outdoor bowls clubs will be captured be in the NWL PPS 2025).

### 8.3: Summary of key facts and issues

Facility type	Indoor bowls	
Elements	Assessment findings	Specific facility needs
<b>Quantity</b>	There is no indoor bowls facility in NWL District. Seven sites in neighbouring authorities are accessible to borough residents.	There is no identified need for indoor bowls provision within the area, there is sufficient capacity within 30 minutes' drive time catchment.
<b>Quality</b>		
<b>Accessibility</b>	All residents live within a 30-minute drive time of an indoor bowls facility in a neighbouring authority.	
<b>Availability</b> (Management and usage)		

### Strategic summary

There is no requirement for additional purpose-built indoor bowls facilities in the district now or in the near future. The increasing number of older people makes it likely that demand will increase but not to the extent that new provision is required.



# NORTH WEST LEICESTERSHIRE COUNCIL

## INDOOR BUILT FACILITIES (SPORTS AND COMMUNITIES) - NEEDS ASSESSMENT

### SECTION 9: INDOOR TENNIS

The Lawn Tennis Association (LTA) is the NGB for all tennis provision within the UK. It administers the sport at national and regional level. Its most recent vision for the sport 'Tennis Opened Up' (2024 – 6) has been developed against the backdrop of rising levels of participation in the sport. The number of adults playing at least once a year has increased by 44% since January 2019, with growth in participation across both men and women, all age groups, and all socioeconomic groups.

The LTAs focus is on making tennis welcoming to all, and a truly inclusive sport by reaching new audiences through its grassroots programmes whilst creating a more diverse tennis workforce. It intends to invest in high quality facilities with a focus on parks, covered courts, Community Indoor Tennis Centres, and padel. This will be supported through the following key funding objectives:

- ✦ Funding through interest free loans.
- ✦ Investing in venues that have a proven record of increasing participation.
- ✦ Investing where there is thorough community engagement.
- ✦ Support venues that encourage participation growth.
- ✦ Target investment that is demand led.
- ✦ Invest in venues that are financially sustainable.
- ✦ Support venues that have successfully sourced partnership funding.

Central to any investment will be the provision of a sustainable business case.

The LTA uses two terms to describe indoor building types:

- ✦ **Traditional** - A permanent structure made of traditional materials using traditional construction techniques. This commonly takes the form of steel or timber portal frame spanning the full length of the court (including run backs) clad in a material to suit local conditions e.g. metal cladding, brickwork or timber boarding.
- ✦ **Non-traditional** - A permanent or non-permanent structure made of non-traditional materials using non-traditional construction techniques. Three types of structure fall into this category; air supported structures (air halls), framed fabric structures and tensile structures.

#### 9.1: Supply

Indoor tennis facilities appeal beyond local authority boundaries. This report considers provision within a 30-minutes' drive time. There are no indoor tennis courts in NWL District but there are 28 courts (on six separate sites) 30 minutes' drive of the NWLDC boundary.

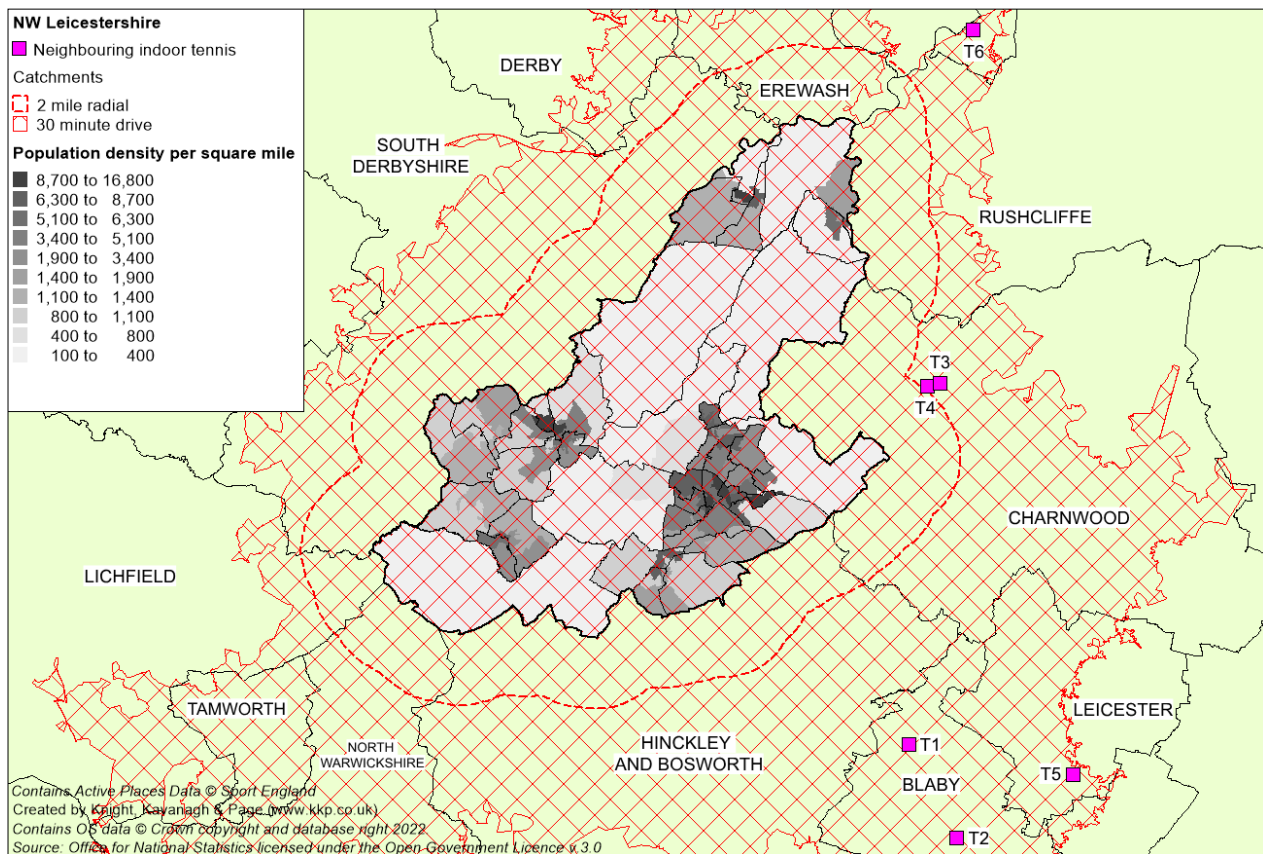
Table 9.1: Indoor tennis provision in neighbouring authorities

ID	Site	Sub-type	Courts	Surface	Access	District
T1	Leicester Forest East Tennis Club	Airhall	2	Acrylic	Sports club/CA	Blaby
T2	David Lloyd (Leicester Narborough)	Framed Fabric	6	Textile	Reg. membership	Blaby
T3	Loughborough Lawn Tennis Club	Airhall (seasonal)	2	Macadam	Sports club/CA	Charnwood
T4	Loughborough University Netball & Badminton Centre	Traditional	10	Acrylic	Sports club/CA	Charnwood
T5	Sir Jonathan North College	Traditional	4	Acrylic	Sports club/CA	Leicester
T6	Clifton Sports Hub	Framed fabric	4	Acrylic	Pay and play	Nottingham

Source: Active Places Power 29/04/2025

# NORTH WEST LEICESTERSHIRE COUNCIL INDOOR BUILT FACILITIES (SPORTS AND COMMUNITIES) - NEEDS ASSESSMENT

Figure 9.1: Indoor tennis provision in neighbouring authorities with 30-minute drivetime catchment



## Accessibility and availability

All NWL residents live within 30-minutes' drive of an indoor tennis facility, however, none of the 28 courts located within a 30-minute drivetime are available on a pay and play basis. There are no known new indoor tennis facility developments in the Authority.

## 9.2: Demand

The LTA strategy is to target key focus areas to grow participation. Planned investment is based on analysis of potential demand. Of the 72 priority target areas identified for development of indoor courts NWL is one. Demand for indoor tennis courts at outdoor venues is assessed in the PPS.

Consultation with the LTA identified that it is interested in exploring possible options with NWLDC to identify sites for a dedicated indoor venue. One option could be to explore outdoor sites identified within the Playing Pitch Strategy 2025 to see which sites would be most suitable / aspires for, indoor tennis provision. Consultation with Ashby Sport and Ashby Tennis Club also expressed a desire for an indoor tennis facility in the town.

The LTA has also conducted demand analysis for the sport of Padel. The analysis shows North West Leicestershire can sustain seven Padel courts. Currently, the Authority does not have any padel courts.

Consultation indicates that Bluestone Fitness is currently exploring options for installing two courts at its site, however, has yet to receive planning permission.

# NORTH WEST LEICESTERSHIRE COUNCIL INDOOR BUILT FACILITIES (SPORTS AND COMMUNITIES) - NEEDS ASSESSMENT

## 9.3: Summary of key facts and issues

Facility type	Indoor tennis	
Elements	Assessment findings	Specific facility needs
<b>Quantity</b>	There is no indoor tennis court in NWL. 28 courts in neighbouring authorities are within a 30-minute drive of the NWLDC boundary.	The LTA has identified North West Leicestershire as a priority authority for an indoor facility. There is also calculated demand for seven padel courts.
<b>Accessibility</b>	All residents live within a 30-minute drive of indoor tennis facilities.	-
<b>Availability</b>	No pay and play options are available within a 30-minute drive for NWLDC residents.	Work with the LTA to develop an indoor facility which offers pay and play access. .

The LTA has identified North West Leicestershire as a priority area for an indoor tennis facility and also states there is calculated demand for seven padel courts. The Authority does not have any padel courts currently.

Ashby Sport and Ashby Tennis Club both report aspirations for indoor tennis provision.

# NORTH WEST LEICESTERSHIRE COUNCIL

## INDOOR BUILT FACILITIES (SPORTS AND COMMUNITIES) - NEEDS ASSESSMENT

---

### SECTION 10: GYMNASTICS AND TRAMPOLINING

In 2023 British Gymnastics released its new strategy – Leap Without Limits: A New Vision for a New Era. The strategy is developed as a shared vision for gymnastics across all four home nations.

To help achieve the vision It focuses on five ‘leaps’:

- ◆ **The Why Leap** - Nurturing and celebrating the positive impact of gymnastics on individuals, communities and wider society.
- ◆ **The Empowerment Leap** – Supporting everyone involved in gymnastics to play their part in making a positive difference.
- ◆ **The Experience Leap** – Making positive experiences and memories central to everything we do, at every stage, in every role.
- ◆ **The Creative Leap** – Encouraging and welcoming new ideas to support meaningful change.
- ◆ **The Together Leap** – Uniting the community, existing and new partners to maximise impact, learning and growth.

To bring the vision to life, British Gymnastics are working on the following actions:

- ◆ **Membership** – Develop a new more relevant membership offer that provides value for all its members, and an improved membership system.
- ◆ **Education** - Implement a reformed and reimagined approach to supporting the learning and development of the gymnastics workforce, ensuring it feels valued and supported by British Gymnastics and the clubs and delivery environments you operate within.
- ◆ **Community** – Celebrate and recognise the contribution and stories of those in the gymnastics community on British Gymnastics channels and more widely, including further developing the British Gymnastics Awards as an annual platform for this.
- ◆ **Reform** - Deliver all of the 40 actions British Gymnastics has committed to in Reform '25 over the next two years to create safe, positive and fair experiences for all in gymnastics, including a major Safe Sport campaign.
- ◆ **Events** - Work with its Technical Committees to agree a clearly defined and sustainable long-term national event programme for each discipline and develop new competitions and events at a recreational level.
- ◆ **Disability** - Work to build international support for our ambition for gymnastics to become a Paralympic sport, with the aim of agreeing a plan and pathway for this to become a reality.

The new strategy outlines six key impacts:

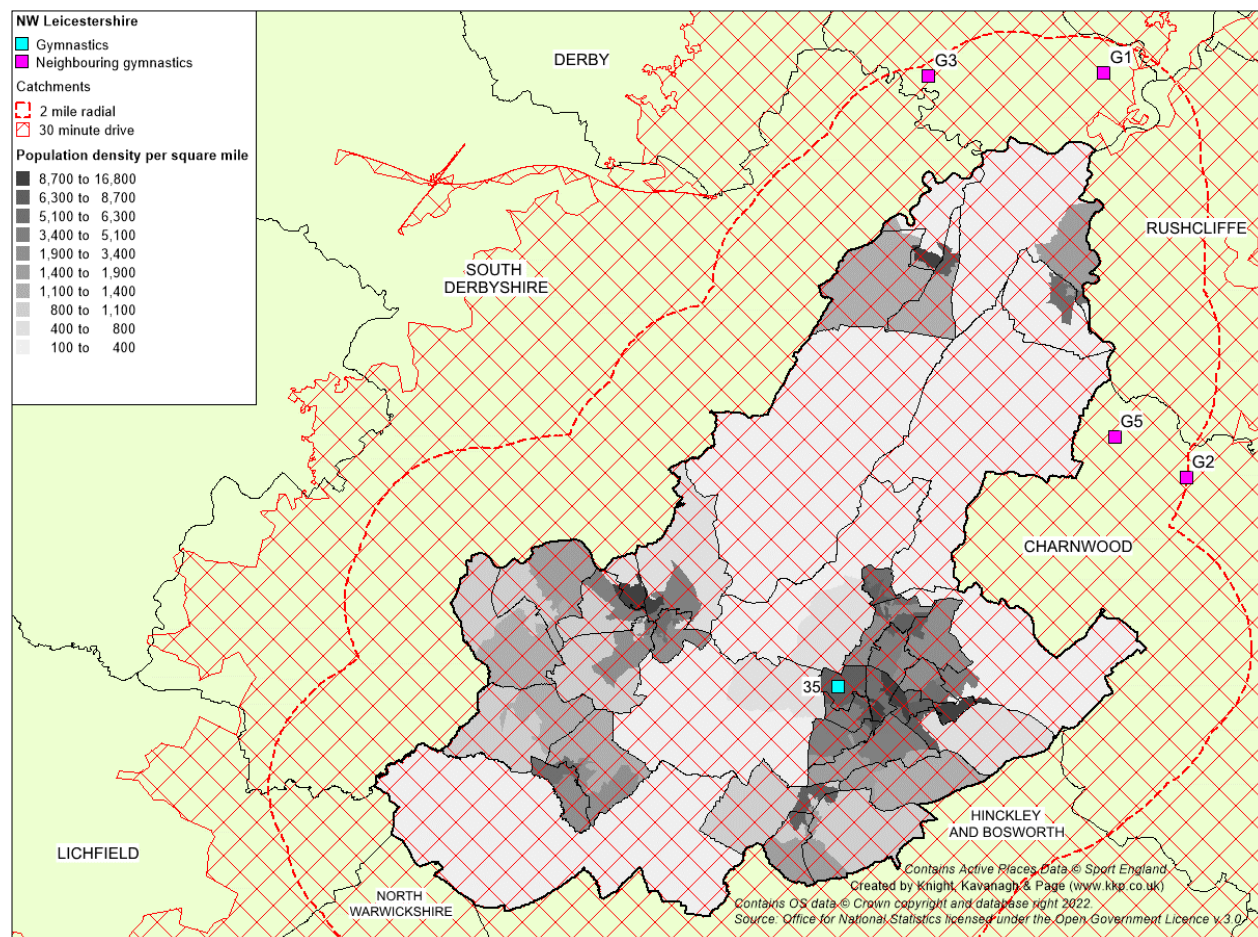
- ◆ More people enjoying the sport and its benefits, across all abilities, ages, and backgrounds, and as a gymnast, coach, club owner, official or fan.
- ◆ Everyone is safe, supported and is able and confident to speak up, whatever their role or involvement in gymnastics.
- ◆ More inspirational moments that are seen, shared and enjoyed by more people.
- ◆ The NGB membership experience is a positive one, which meets your needs, is easy from start to finish. and being a member of British Gymnastics is something that provides you with both pride and value.
- ◆ Members/participants feel connected to British Gymnastics and trust it to be positive custodians of this incredible sport.
- ◆ A united sport, where everyone is working together to ensure that collectively we deliver an uplifting gymnastics experience for all.

# NORTH WEST LEICESTERSHIRE COUNCIL INDOOR BUILT FACILITIES (SPORTS AND COMMUNITIES) - NEEDS ASSESSMENT

## 10.1: Supply

There is one dedicated gymnastics site in NWL and a further four within a 30 minute drive of the Authority.

Figure 10.1: Dedicated gymnastics provision with a 30minute drive time



ID	Club
35	Coalville Gymnastics
G1	Erewash Valley Gymnastics Club
G3	The Mill Gymnastics Academy
G5	Upstarts Gymnastics
G2	Loughborough Acrobatics G.C

The facilities at the Coalville Gymnastics facility include a full-sized competition floor, numerous sets of bars, beams, vault, tumble track and a sunken trampoline. There is also a pit area, and a U pit (slash pit) area manufactured especially for the metal bar.

In addition, there are two gymnastics clubs based at non dedicated facilities. Desk research to identify the following: Head over heels Academy and Tumble Tots Baby and Toddler Gymnastics. Both hire space at Ashby Leisure Centre.



# NORTH WEST LEICESTERSHIRE COUNCIL

## INDOOR BUILT FACILITIES (SPORTS AND COMMUNITIES) - NEEDS ASSESSMENT

---

Within a 30 minute drive of the Authority, there are four dedicated facilities, all located to the north or east of NWLDC. There are no facilities to the south or west. All four are accessible through a paid membership and are affiliated to British Gymnastics.

In summary, there is a gymnastics offer in both Ashby and Coalville, however, there isn't an offer in the north. It would be assumed that demand in the north is addressed through clubs north of the Authority, including Erewash Valley Gymnastics Club in Long Eaton.

### Accessibility and availability

Gymnastics facilities appeal beyond local authority boundaries. This report considers provision within a 30-minute drive time catchment to demonstrate accessibility (Sport England suggests that drive time to specialist sports facilities be modelled at 30 minutes as opposed to the 20 minutes modelled for sports halls and swimming pools). As shown in Figure 10.1 the whole NWL's population lives within 30 minutes' drive of a gymnastics facility.

### 10.2: Demand

British Gymnastics reports that participation in gymnastics is increasing rapidly. It also reports substantial demand and that many clubs have waiting lists - restricting access to gymnastic activity due to lack of time within dedicated and generic facilities.

A key part of the NGB's strategy to increase participation is to support clubs, leisure providers and other partners to move to their own dedicated facilities, offering more time and space for classes. It provides a range of products and programmes and expert assistance to support local delivery; gymnastic activities which are successfully driving membership growth and retention across the country.

### Club consultation

Clubs were contacted for consultation however no response was received from:

**Coalville Gymnastics Club** was established in 1972 and provides gymnastics to children and adults of all abilities. It is affiliated to British Gymnastics. It offers:

- ✦ Adult gymnastics
- ✦ Disability gymnastics
- ✦ Pre-school gymnastics
- ✦ Recreational gymnastics
- ✦ Women's artistic gymnastics.

Its website shows waiting lists at all recreational classes (beginners, intermediate and advanced). It reports waiting lists to be of 2.5 to 3 years in duration.

There are also waiting lists for its parent and toddler sessions and pre school sessions of c. one year. Spaces are reported to be available for the Teen Adult classes on a Wednesday evening one of the two disability sessions (Sunday morning).

The Club has a large workforce of 26 coaches, assistants and young leaders.

**Head over Heels Academy** is a recreational gymnastics club. It offers gymnastic opportunities for children aged 5 years to 18 years as well as birthday parties and dance parties. The Club operates from three locations, Ashby de la Zouch, Mountsorrel (Leicestershire) and Birstall (Charnwood) over six days per week, 45 weeks per year.



# NORTH WEST LEICESTERSHIRE COUNCIL

## INDOOR BUILT FACILITIES (SPORTS AND COMMUNITIES) - NEEDS ASSESSMENT

**Sharecroft Gymnastics Club** is a British Gymnastics affiliated club offering acrobatic gymnastics, Preschool sessions, recreational sessions, tumbling and rise gymnastics. It also offers sessions at Blackfordby Village Hall and at Green Bank Leisure Centre (Derbyshire).

### Other demand

Consultation took place with Trudy Fastlane who formerly operated a recreational gymnastics club at Castle Donington College (Castle Donington Gymnastics) and latterly at village halls locally (Hemmington and Lockington). She reported high demand for gymnastics; however, all the facilities hired were unsuitable due to lack of ceiling height and storage and size and scale.

College sessions were reported to attract 40-50 attendees at each. Unfortunately, due to the Covid Pandemic, the Club lost access to the College and then it hired the village halls.

It was reported that the club was required to pay the hire cost for the time it took to set up and set down gymnastics equipment, but due to the lack of available space it could not accommodate sufficient numbers of attendees to make the sessions viable.

Trudy reported a need for a dedicated gymnastics facility with performance space and that there are challenges with making a school sports hall work from a gymnastics perspective. Her view is that a viable club would wish to deliver pre-school gymnastics and have early evening access (say from 16.00) to a facility to deliver a comprehensive after school programme for primary aged children.

The cost associated with putting equipment out and down and also the potential for damage limits the viability of a comprehensive gymnastics programme being developed in a school sports hall.

Her ambition is that, in the near future, a dedicated facility can be sourced in the area and that gymnastics can be provided to cater for local demand which is reportedly there. To make this viable there is a need for access to a suitable facility with sufficient capacity to enable it to operate with a paid and volunteer workforce.

### 10.3: Summary of key facts and issues

Elements	Assessment findings	Specific needs
<b>Quantity</b>	There is one dedicated facility in NWLDC. This is at Coalville Gymnastics Club. There is a gymnastics provision in Ashby at the Leisure Centre. It hosts both Head over Heels Academy and Tumble Tots. There is no offer in the north. In addition, there are four dedicated sites within 30 minutes of the Authority.	Coalville Gymnastics Club reports waiting lists of 1-3 years for virtually all its sections.  Although there is not an offer in the north, there is provision within the 30 minute drive time catchments in neighbouring authorities.
<b>Quality</b>	Equipment at existing sites is good quality.	-
<b>Accessibility</b>	All NWLDC residents reside within a 30-minute drive time of a club/venue within the Authority.	-

## NORTH WEST LEICESTERSHIRE COUNCIL INDOOR BUILT FACILITIES (SPORTS AND COMMUNITIES) - NEEDS ASSESSMENT

Elements	Assessment findings	Specific needs
<b>Availability</b> (Management & usage)	Coalville Gymnastics Club reports a waiting list. Castle Donington no longer has provision.	Support existing clubs and facilities to expand and absorb existing latent demand via increasing capacity and workforce at existing provision. Source suitable facilities for new provision with sport development support where required. This is a priority in the north of the Authority.

### Strategic summary

- Assist local clubs to work with British Gymnastics to gain access to suitable facilities and recruit qualified paid/volunteer staff to accommodate their operation and help club development.
- Support Coalville Gymnastics Club to increase capacity and reduce its waiting lists. It would benefit from receiving BG and NWLDC support to identify potential funding opportunities to expand (possibly via the establishment of satellite clubs).

# **NORTH WEST LEICESTERSHIRE COUNCIL INDOOR BUILT FACILITIES (SPORTS AND COMMUNITIES) - NEEDS ASSESSMENT**

---

## **SECTION 11: COMMUNITY BUILDINGS**

### **11.1: Introduction**

Community centres are important recreational facilities, especially in rural areas that, in some instances, may lack access to purpose-built sports facilities. They are usually multi-functional, providing places for meetings, weddings, socialising and for sports and recreational clubs and activities. In more isolated areas, a church hall or a sports pavilion can also serve a range of functions depending on its size.

### **11.2: Demand**

The audit identified a total of 45 community facilities located evenly throughout the District, serving both urban and rural settlements. Sites were identified via a combination of community consultation and desktop research.

No national guidance exists on what is an acceptable level for community facilities. Therefore, to determine if an area has a shortfall, it was agreed to identify any gaps in provision utilising the NWLDC settlement hierarchy. NWLDC has the following settlement hierarchy classification, as illustrated in the North West Leicestershire District Council Settlement Study 2021: Population areas are assigned to the different settlement classifications due to a number of factors, including; population size and services available

- ◀ 1. Principal town
- ◀ 2. Key Service Centre
- ◀ 3. Local Service Centre
- ◀ 4. Sustainable Villages
- ◀ 5. Local Housing Needs Village
- ◀ 6. Other Villages / Settlements

To identify if any area has sufficient community facilities, it was agreed that a minimum of one hireable community facility should be present in each of the settlements which fall into category 1-4 of the hierarchy. There may be a number of factors why a settlement within the categories do not have a community facility, such as other larger facilities in the settlement, however, this was deemed as the most suitable approach. It would also be assumed that settlements classed as either 1 or 2, would have a larger number of hireable facilities. However, determining how many per category is also difficult due to a lack of best practice guidance available.

From the analysis most settlements do have a minimum of one hireable facility, with only three of the Sustainable Villages not having a facility. These are Worthington, Albert Village, and Ellistown. A breakdown of facilities per settlement is listed in table 11.1. There are four facilities which are listed in settlement hierarchy 5 and 6.

Consultation with Ashby Town Council highlights its view that the town does not have a sufficiently large, dedicated facility with layout, capacity and car parking to cater for the needs and demands of its larger organisations and activities. The Town Council also highlights several local organisations which report that existing community facilities in the town do not offer the size, configuration, nature of management or accessibility that makes them fit to cater for the range of purposes for which venues are needed.

In consultation for this report, Ashby Town Council asserted that there is demand for such a facility given the current size of the town and potential future growth. It also reported as being in the process of developing its own business plan and feasibility study to demonstrate the need for a

# NORTH WEST LEICESTERSHIRE COUNCIL

## INDOOR BUILT FACILITIES (SPORTS AND COMMUNITIES) - NEEDS ASSESSMENT

larger community facility. If and when this is completed it may provide some of the more granular detail about the level of local need for a facility of this type.

This study does not incorporate a detailed feasibility study appraisal of demand in Ashby. This said, based on the size of the town and future population growth projections, it would be unusual for it not to have a (sufficiently) large, multi-functional community building to service local need.

There is also potential to develop additional community facilities in other large housing growth areas, including Isley Woodhouse. Based on the level of population, the new settlement of Isley Woodhouse is likely to be within category 2 (Key Service Centre) or 3 (Local Service Centre) of the settlement hierarchy. On this basis, the developer should look to have a community building facility which can offer an important role in meeting the requirements of the local community.

In terms of accessibility, radial catchment modelling estimates that nearly half of North West Leicestershire's population 44.8% (45,927) lives within 800 metres walk of a community facility.

Figure 11.1: Village/community halls in North West Leicestershire with 800m radial catchment

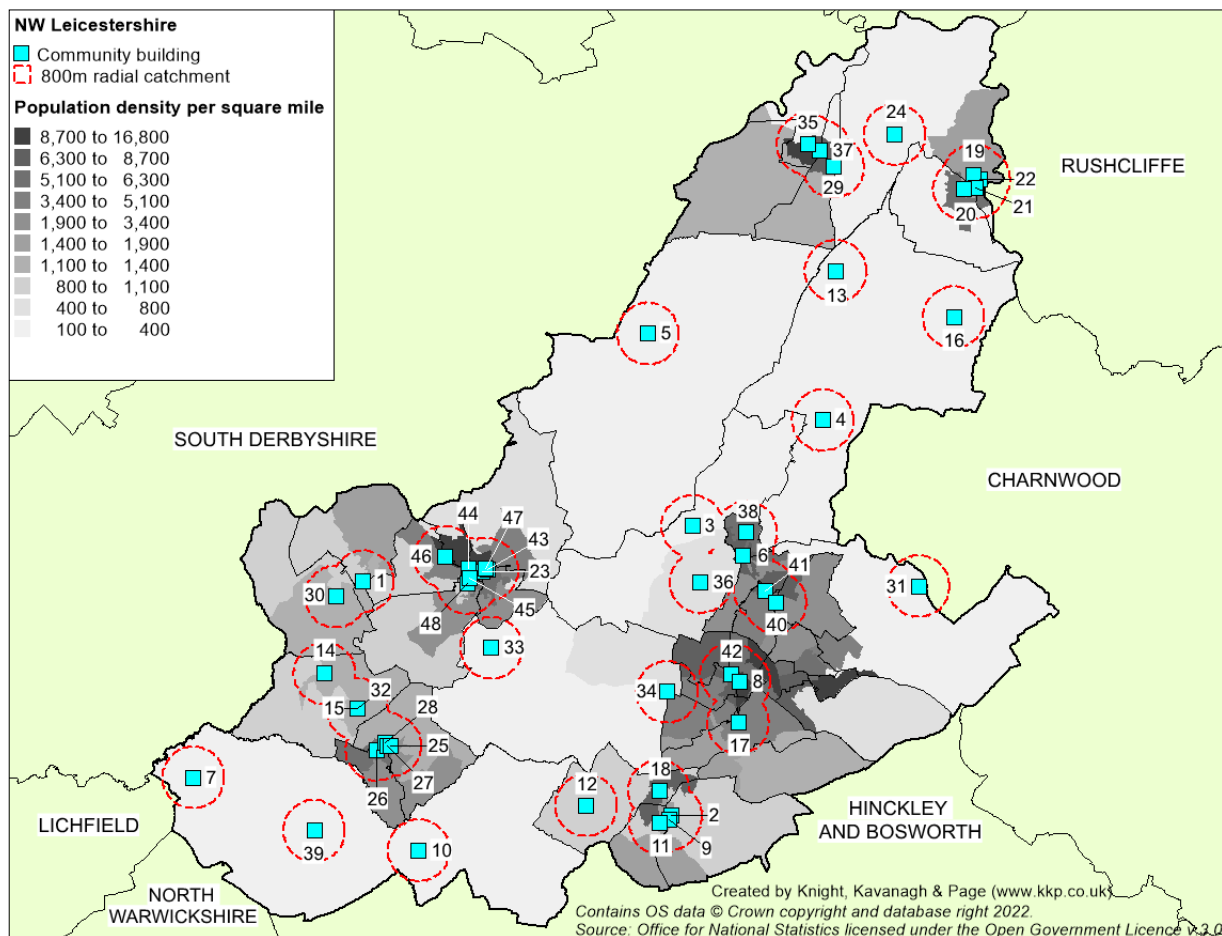


Table 11.1: List of all community facilities and the aligned settlement

Settlement type	Settlement name	ID	Venue
1. Principal town	Coalville Urban Area	6	Charles Booth Centre (formerly Thringstone Community Centre)
		8	Coalville Adult School Hall
		38	Thringstone Miners Social Centre

# NORTH WEST LEICESTERSHIRE COUNCIL

## INDOOR BUILT FACILITIES (SPORTS AND COMMUNITIES) - NEEDS ASSESSMENT

Settlement type	Settlement name	ID	Venue
		49	The Marlene Reid Centre
		40	Whitwick Constitutional Club
		41	Whitwick Park Hall
		6	Hugglescote Community Centre
		8	Ravenstone Village Hall
2.Key Service Centre	Ashby	23	Legion House
		43	St Helen's Community Centre
		48	Ivanhoe Socaill Club
		44	Ashby Methodist Church Hall
		45	Our Lady of Lourdes
		46	The Beeches, Ashby
		47	Lyric Rooms
	Castle Donington	29	Moirale Dale Village Hall
		35	Spital Park Pavilion
		37	The Community Hub
3.Local Service Centre	Ibstock	18	Ibstock Scout Hut
		11	Ibstock Town Cricket Club
	Kegworth	20	Kegworth Community Library
		21	Kegworth St Andrews Church
		22	Kegworth Village Hall
	Measham	25	Measham Church
		26	Measham Leisure Centre
		27	Measham Mental Health Care Café & Age UK
		28	Measham Village Hall
		5	Measham Church
4.Sustainable Villages	Moirale (including Norris Hill)	30	Moirale Village Hall
		1	Ashby Woulds Community Hub
	Ellistown		
	Long Whatton	49	Long Whatton Friendship Centre
	Donisthorpe	14	Donisthorpe Woodlands Centre
		16	Friendship Centre
	Packington	33	Packington Memorial Village Hall
	Belton	4	Belton Village Hall
	Breedon on the Hill	5	Breedon Village Hall
	Oakthorpe	32	Oakthorpe Leisure Centre
		15	East Midlands Satellite Centre
	Blackfordby	8	Blackfordby Village Hall



## NORTH WEST LEICESTERSHIRE COUNCIL INDOOR BUILT FACILITIES (SPORTS AND COMMUNITIES) - NEEDS ASSESSMENT

Settlement type	Settlement name	ID	Venue
	Diseworth	13	Diseworth Village Hall
	Swannington	36	Swannington Village Hall
	Heather	12	David Taylor Memorial Hall Sweptstone Road
	Appleby Magna	39	Appleby Magna Village Hall
	Appleby Magna	10	Conery Pavilion
	Coleorton (Lower Moor Road Area)	3	Beaumont Social Centre
	Coleorton (Lower Moor Road Area)	50	St Mary The Virgin's Church
	Worthington		
	Albert Village		

Table 11.2: Community facilities in category 5 & 6 of settlement hierarchy classification

		ID	Venue
5. Local Housing Needs Village	Lockington/ Hemington	24	Lockington and Hemington Village Hall
	Osgathorpe	51	Harley Hall
6. Other Villages / Settlements	Chilcote	7	Chilcote Village Hall
	Charley	31	Oaks Storer Hall

### Availability

All facilities listed are self-managed either by the parish/town council itself or via a charitable organisation. Most are open during the day and all during evenings/weekends, offering a range of activities serving their respective communities.

### 11.3 Supply

As mentioned earlier, all 25 town and parishes councils were contacted as part of the audit via a community survey or a Teams call. A total of 15 responded. The consultation requested.

- ◀ What facilities were available to hire in each area,
- ◀ Whether there is sufficient supply to meet current need,
- ◀ The types of users currently hiring facilities
- ◀ Whether there are any issues with the listed facilities.

For parishes/town councils which did not respond, desktop research was utilised to assess the types of activities (if listed) on offer at any identified facility. The table below presents a breakdown of the data collated. Blank boxes indicate where no information was obtained.

## NORTH WEST LEICESTERSHIRE COUNCIL

### INDOOR BUILT FACILITIES (SPORTS AND COMMUNITIES) - NEEDS ASSESSMENT

Table 11.3: List of facilities, known activities and associated comments (as per settlement)

Settlement	ID	Site	Known activities	Consultation comments
Coalville Urban Area	6	Charles Booth Centre (formerly Thringstone Community Centre)		
	8	Coalville Adult School Hall		
	38	Thringstone Miners Social Centre		
	49	The Marlene Reid Centre		
	40	Whitwick Constitutional Club		
	41	Whitwick Park Hall		
	6	Hugglescote Community Centre	Church Lads & Church Girls Brigade. Mothers Union. Table Tennis. Zumba. Ballet Dance & Tap. Toddler Groups.	
	8	Ravenstone Village Hall	Boot camps, wellbeing groups, pre-school, fitness groups.	
Ashby	23	Legion House	It has three rooms, of which two are suitable for groups. the third is small and only used for meetings. Activities are; children's parties, yoga, anti-natal groups, baby massage, baby sensory.	The main facility in Ashby town centre available to hire for the community. Legion House operates at 80-90% capacity. It has concerns regarding the size of the space available and the limited car parking.
	23	St Helen's Community Centre/Heritage Centre	Limited usage- one health class and a couple of social groups hire the facility	Site has two rooms to hire, and has plenty of spare capacity
	50	Ivanhoe Social Club		
	48	Ashby Methodist Church Hall		
	44	Our Lady of Lourdes		
	45	The Beeches, Ashby		
	46	Lyric Rooms		
Castle Donington	29	Moir Dale Village Hall		

## NORTH WEST LEICESTERSHIRE COUNCIL

### INDOOR BUILT FACILITIES (SPORTS AND COMMUNITIES) - NEEDS ASSESSMENT

Settlement	ID	Site	Known activities	Consultation comments
	35	Spital Park pavilion	Predominantly used by football clubs using the Spital Park.	
	37	The Community Hub	Community library, café, community groups, nursery.	
Ibstock	18	Ibstock Scout Hut		
	11	Ibstock Town Cricket Club		
Kegworth	20	Kegworth Community Library		
	21	Kegworth St Andrews Church		
	22	Kegworth Village Hall	Cubs/beavers, dance, line dancing, parish council events.	
Measham	25	Measham Church	Children's parties, community meetings, group events	
	26	Measham Leisure Centre	Children's parties, yoga, dance, martial arts.	
	27	Measham Mental Health Care Café and Age UK	Group events	
	28	Measham Village Hall	Cubs/brownies, baby classes, community cafe.	
	5	Measham Church	Children's parties, community meetings, group events	
Moira (including Norris Hill)	29	Moira Dale Village Hall	Dance, yoga, nursery, baby groups.	
	30	Moira Village Hall	Holiday clubs, children's parties, community café.	
	1	Ashby Woulds Community Hub		
Woodville (Part)	45	Woodhouse Community Hall		

## NORTH WEST LEICESTERSHIRE COUNCIL

### INDOOR BUILT FACILITIES (SPORTS AND COMMUNITIES) - NEEDS ASSESSMENT

Settlement	ID	Site	Known activities	Consultation comments
Donisthorpe	14	Donisthorpe Woodlands Centre	Community meetings, birthday parties, weddings, school groups.	Although technically available to hire, it is more of a formal venue for company away days, weddings, community meetings etc.
	16	Friendship Centre	Community café, yoga, dance.	
Packington	33	Packington Memorial Village Hall	Large one hall venue. It hosts community events, parties and fitness clubs.	
Belton	4	Belton Village Hall	Play groups, Pilates, community group bookings, amateur dramatics society	-
Breedon on the Hill	5	Breedon Village Hall	Boggle, yoga, keep fit, women's institute	
Oakthorpe	32	Oakthorpe Leisure Centre		
	15	East Midlands Satellite Centre	Circuits, holiday clubs, spiritual stretch, cycle bugs, dance classes, baby gymnastics.	Site access is difficult for wheelchair users. Changing facilities/ car parking needs to be expanded to cater for football teams using Church Street Football Fields
Blackfordby	8	Blackfordby Village Hall		
Diseworth	13	Diseworth Village Hall	Table tennis, martial arts, amateur dramatics society, boxing fitness.	
Swannington	36	Swannington Village Hall		
Heather	12	David Taylor Memorial Hall	Yoga, baby gymnastics, craft clubs, brownies/rainbows.	Hall usage is increasing with additional capacity required in the medium term.
Appleby Magna	39	Appleby Magna Village Hall		
	10	Conery Pavilion		
Coleorton (Lower Moor Road Area)	3	Beaumont Social Centre	Yoga, aerobics, children's parties, over 70s social sessions.	It can accommodate up to 50 people. It has a large outdoor space and a large car park.
	41	St Mary The Virgin's Church		

## NORTH WEST LEICESTERSHIRE COUNCIL

### INDOOR BUILT FACILITIES (SPORTS AND COMMUNITIES) - NEEDS ASSESSMENT

Settlement	ID	Site	Known activities	Consultation comments
Lockington/ Hemington	24	Lockington and Hemington Village Hall		
Osgathorpe	51	Harley Hall		
Chilcote	7	Chilcote Village Hall		
Charley	31	Oaks Storer Hall		

# NORTH WEST LEICESTERSHIRE COUNCIL

## INDOOR BUILT FACILITIES (SPORTS AND COMMUNITIES) - NEEDS ASSESSMENT

Information gathered from the community survey/desk research indicates that community facilities in North West Leicestershire are well used serving small sports clubs, community organisations and local families. Six consultees noted that their facilities were at capacity and that additional space is required.

It was also highlighted that certain facilities need to be upgraded/modernised to meet local need. Beaumont Social Centre in Coleorton is, for example, in a poor condition and requires urgent investment to ensure it can continue to provide a service in/to the local community, and Harley Hall in Osgathorpe requires investment to ensure it is Disability Discrimination Act (DDA) compliant.

### 11.4 Summary of key facts and issues

Facility type	Village halls	
Elements	Assessment finding	Specific facility needs
<b>Quantity</b>	There are 45 community facilities in North West Leicestershire. There is an even spread serving both urban and rural communities. Most settlements have a minimum of one community facility.	<p>Three settlements, as part of the analysis, do not have a facility available to hire. There is an opportunity to work with the relevant parish councils to identify possible demand for a facility and seek possible s.106 developer contributions if additional community facilities are deemed to be required. It must be noted that this was not identified in the parish council survey.</p> <p>Consider the potential requirement for community centres as part of new housing developments and then how these facilities fit within the wider recreational/sporting mix. Using the demand statement above, it is anticipated that Isley Woodhouse should have a minimum of one community facility.</p> <p>Ashby Town Council is currently exploring/developing a business plan to help secure funding for a new large community facility potentially as part of the Money Hill development.</p>
<b>Quality</b>	No quality rating has been produced for any site, however consultation indicated that some sites require investment to improve quality. These include the Beaumont Social Centre in Coleorton.	
<b>Accessibility</b>	44.8% (45,927) of the population lives within 800m of a community centre/village hall.	Increase accessibility via identifying opportunity for new centres within housing growth sites.
<b>Availability</b> (Management and usage)	Most centres are managed by town/parish councils/or via community associations. Activities range between halls but are broadly considered to reflect local need. A wide range of social and community services are offered.	Support the work of community hall managing agencies to ensure that activities provided each centre reflect/support need in the respective community. Identify funding, should it be required.



# NORTH WEST LEICESTERSHIRE COUNCIL INDOOR BUILT FACILITIES (SPORTS AND COMMUNITIES) - NEEDS ASSESSMENT

Facility type	Village halls	
Elements	Assessment finding	Specific facility needs
Summary	<p>There are 45 community facilities in North West Leicestershire serving both urban and rural communities.</p> <p>Three settlements (Worthington, Albert Village, and Ellistown) as part of the analysis do not have a facility available to hire.</p> <p>Venue utilisation is strong and reflects community need.</p> <p>A variety of different activities is offered ranging from baby groups, to martial arts.</p> <p>There is a need to support parishes/town councils where the quality of community buildings is rated below average and particularly where they are deemed to be poor.</p> <p>Consider allocating developer contributions to installing new/upgrading existing community facilities in areas of housing growth and where there are gaps in provision. Investment should be designed to make new community facilities attractive to sport/physical activity organisations. This is pertinent in Isley Woodhouse, as it is suggested that a minimum of one facility is developed as part of the new settlement.</p> <p>Ashby Town Council reports the need for a large, dedicated facility and is looking to establish an evidence/business case to help secure provision/funding.</p>	

# **NORTH WEST LEICESTERSHIRE COUNCIL INDOOR BUILT FACILITIES (SPORTS AND COMMUNITIES) - NEEDS ASSESSMENT**

---

## **SECTION 12: INITIAL STRATEGIC RECOMMENDATIONS**

The strategy which follows will take account of the findings of this needs assessment, the Authority's demographic make-up and the Council's vision. There is a general requirement to continue to invest in the primary sports facilities in NWL to ensure that they are fit for purpose for the 21st Century (e.g., welcoming, clean, attractive, flexible spaces, wide programme offer, ability to learn to swim cost-effective to manage and operate etc). This should lead to increased participation and a more active district. Strategy recommendations are likely to be predicated upon some or all of the following:

- ◀ In line with NWLDC's carbon reduction targets, ensure that existing facilities are made as energy efficient as possible by carrying out regular and modern maintenance work. Any new developments should consider energy efficiency as a high priority.
- ◀ Although there is not a current shortage of both pools and halls, as calculated by the FPM, there is a need to continue to maintain existing facilities for the residents of NWLDC by regular maintenance, and refurbishment to protect and enhance existing sports facilities.
- ◀ The Council should continue to collaborate with education sites to ensure that sports facilities remain open and accessible for community use. Any new developments require binding community use agreement. They should be designed both to minimise time lost due to exams and to enable some daytime access for those people wishing to use them during the day (older people, shift workers, unemployed etc).
- ◀ Housing development in the north of the Authority presents an opportunity to build new sports hall provision. It is necessary for it to meet the current Sport England specification, for netball, basketball, badminton and volleyball requirements.
- ◀ Explore the opportunity to consider convert Ashby Leisure Centre's lido into a year round facility to decrease the demand on public swimming provision.
- ◀ Ensure that memberships for the Authority's main leisure centres are available to people living in NWL's more deprived communities via enabling low cost, increased use of community facilities (e.g., activity halls and community centres).
- ◀ Pay and play access at the Everyone Active managed public leisure sites is costly in comparison to a monthly membership and requires online registration and payment. This is most likely to adversely impact older people and less affluent members of society who may be financially or digitally excluded by the requirement to go through these processes. These are key target groups identified by the Council in its Health and Wellbeing Strategy. Consideration should be given to reinstating the option to pay on arrival at public leisure facilities - to better support people in these groups to remain physically active.
- ◀ Consider options to aid gymnastics clubs looking to expand. The Council should support this and any other developments (via planning, developer contributions and officer expertise) to increase levels of sport and physical activity in the wider community.
- ◀ Work with the LTA to explore options for an indoor tennis facility in the Authority. The NGB states that North West Leicestershire is a priority Authority to develop an indoor facility in. There is also calculated demand for seven padel courts. Developing padel opportunities as part of the indoor tennis offer should also be considered.
- ◀ Work with local sports clubs and NGBs to ensure facility and workforce development programmes are geared to meeting the needs of all clubs and residents. There will be a need to deliver sport development opportunities in the North of the Authority ahead of sports hall development.
- ◀ Consider allocating developer contributions to both upgrading and increasing community facilities. Investment should be designed to make community facilities attractive to sport/physical activity organisations. Based on the settlement hierarchy analysis, there is a need for a facility in Isley Woodhouse.