

NORTH WEST LEICESTERSHIRE DISTRICT COUNCIL

COMMUNITY SCRUTINY COMMITTEE – THURSDAY, 6
FEBRUARY 2025



Title of Report	COMMUNITY SAFETY UPDATE	
Presented by	Paul Sanders Head of Community Services paul.sanders@nwleicestershire.gov.uk	
Background Papers	Community Safety Partnerships - GOV.UK Safer North west Leicestershire Partnership Plan 24 - 26	Public Report: Yes
Financial Implications	There are no financial implications associated with this report.	
	Signed off by the Section 151 Officer: Yes	
Legal Implications	<p>The Community Safety Partnership (CSP) has several statutory requirements mandated under the Crime and Disorder Act 1998.</p> <p>The Council has a legal duty under section 9 of the Domestic Violence, Crime and Victims Act (2004) to deliver domestic homicide reviews on behalf of the victims.</p> <p>The Council has a legal duty under Sections 104 and 105 of the Anti-Social Behaviour, Crime and Policing Act 2014, the ASB policing and Crime Act 2014 to provide anti-social behaviour case reviews.</p> <p>The Council has a legal duty under Section 6 of the Crime and Disorder Act 1998 as amended under the Police, Crime, Sentencing and Courts Act (2022) to reduce serious violence.</p>	
	Signed off by the Monitoring Officer: Yes	
Staffing and Corporate Implications	None	
	Signed off by the Head of Paid Service: Yes	
Reason Agenda Item Submitted to Scrutiny Committee	To provide the Committee with an update on the Council's partnership related community safety statutory function and the work of the Community Safety Partnership.	
Recommendations	THAT THE COMMITTEE NOTES AND COMMENTS ON THE REPORT AND THE WORK OF THE NORTH WEST LEICESTERSHIRE SAFER COMMUNITIES PARTNERSHIP.	

1.0 BACKGROUND

1.1 Community Safety Partnerships (CSP) are a requirement of the Crime and Disorder Act 1998. The partnership is made up of representatives from the police, local authorities, fire and rescue authorities, health services, and probation services (known as the 'responsible authorities'). The CSP is responsible for providing a strategic lead for community safety and providing commitment and joint working to achieve reduction in crime and disorder across the area of North West Leicestershire. In North West Leicestershire the partnership is referred to as the Safer North West Leicestershire Partnership (SNWLP).

1.2 Overarching Principles

The partnership has agreed that alongside its priorities that it will adopt three overarching themes that supports the work carried out. These are:

1. "To make our community safer for residents, communities, businesses, and visitors.
2. To support and protect all those who are vulnerable within our community.
3. To work in partnership to achieve better value in what we deliver to residents, communities, businesses, and visitors".

Other areas that the government has designated as mandatory for the partnership to address are to:

- Reduce reoffending.
- Prevent substance misuse (such as drugs and alcohol).
- Prevent and reduce serious violence.

There are also areas where some or all partners have similar duties, and the partnership will support the shared delivery of these duties including include counter terrorism, domestic abuse, and safeguarding.

1.3 Aims and objectives

The aims and objectives of the SNWLP relate to three areas:

- Delivering CSP strategic priorities and any relevant targets arising from these priorities.
- Meeting the statutory responsibilities held by the partnership.
- Other issues relating to community safety, which may arise, from government policies or other developments.

1.4 Statutory Responsibilities

- Publishing a three-year plan explaining how the partnership aims to reduce crime locally.
- Producing an Annual Strategic Assessment.
- Evaluating and monitoring the performance of crime and disorder within the district.
- Approving any actions required to tackle areas of poor performance or insufficient resources as highlighted by performance data or by the 'Strategic Assessment.'

- Preventing and reducing serious violence including supporting the preparation and implementation of the Violence Reduction Network (VRN) delivery plan, locality profile and needs assessment.
- Implementing the duties within the Domestic Abuse Act 2020.
- Hosting Anti-social Behaviour (ASB) case reviews in accordance with the Anti-Social Behaviour, Crime and Policing Act 2014.
- Hosting Domestic Homicide Reviews in accordance with legislation and agreed structures within Leicestershire.
- Supporting individual agencies with the implementation of the PREVENT duty.
- Implementing the requirements of the relevant legislation:
 - i. Crime and Disorder Act 1998 (CDA 1998), Police and Justice Act 2006, Policing and Crime Act 2009
 - ii. Domestic Violence, Crime and Victims Act 2004
 - iii. Domestic Abuse Act 2021
 - iv. Police Reform and Social Responsibility Act 2011
 - v. Anti-Social Behaviour, Crime and Policing Act 2014
 - vi. Care Act 2014
 - vii. Counter Terrorism and Security Act 2015

In duties shared across partnership members, the SNWLP will share delivery to support agencies. This includes domestic abuse, PREVENT and serious violence.

1.5 Strategic Plan

Every three years each CSP is required by law to produce a strategy. The strategy identifies priorities and trends for the partnership to focus on and provides a framework for delivery. The key elements of the strategy are:

- Make our community safer for residents, communities, businesses and visitors
- Support and protect all those who are vulnerable within our community.
- Work in partnership to achieve better value in what we deliver to residents, communities, businesses, and visitors.

The partnership also has some areas that the government designate as mandatory to address and these are reducing reoffending and substance misuse (such as drugs and alcohol).

1.6 Strategic assessment

Each year the partnership conducts a strategic assessment into crime and disorder nationally, regionally, and locally, which outlines the activities it plans to deliver. The assessment helps us respond to emerging threats and to ensure the priorities are relevant. This year (2024/25) the priorities are:

- Priority 1 - Reduce violence in all its forms.
- Priority 2 - Prevent exploitation.
- Priority 3 - Improve road safety.

The wide scope of Priority 1 means it needs to be broken into smaller themes, and will be delivered through four working groups:

1. Violence Reduction Network - looking at longer-term prevention using public health modelling to address this, with a focus on young people.

2. Domestic abuse - dealing with both support for victims and prevention, this will also deliver against the Domestic Homicide Review (DHR) action plans.
3. Night time economy (NTE) and violence against women and girls - delivering the 'Celebrate Safely' work and the national 'violence against women and girls' strategy.
4. Sexual violence - understanding and prevention of sexual violence across the district.

1.7 Membership

The SNWLP is chaired by the person duly elected using the arrangements specified below. In their absence, the Vice Chair takes responsibility for the meeting.

The membership will be taken from those responsible agencies as identified within the Crime and Disorder Act 1998 (as amended by the Police and Justice Act 2006), namely:

- North West Leicestershire District Council*
 - Leicestershire County Council*
 - Leicestershire Police
 - Leicestershire Fire & Rescue Service
 - Leicestershire and Rutland Primary Care Trust
 - The Probation Service
- (*Statutory agencies under the Act)

When needed, each member will have a single vote, and should a vote be required, the Chair will have the deciding vote in case of a tie.

Together with representation from:

- Turning Point.
- Leicester, Leicestershire & Rutland Leicestershire Violence Reduction Network (VRN).
- Office of the Police and Crime Commissioner.

Decisions are normally made on a consensus. Should disagreement occur, a vote is taken with the decision based on the majority vote.

To be quorate the meeting must include at least three of the seven responsible authorities listed above.

1.8 Finances

The partnership has:

- Oversight of all partnership funds relating to crime reduction within North West Leicestershire.
- Approves funding bids prior to submission to the Office for Policing and Crime Commissioner.
- Delegates operational financial decisions to the sub-groups, who report back at meetings of the SNWLP.
- Reports on spend to appropriate funding agencies.

1.9 Meetings

The agenda covers prescribed topics as 'standing items' in line with its statutory duties, along with space for three items that have been requested by partners and are relevant to the meeting.

1.10 Governance

All sub-groups report to the SNWLP, and SNWLP reports to the LLR Strategic Partnership Board (LLRSPB).

Terms of reference relate to the period up to 1 April each year, at which point they are reviewed annually.

1.11 Information sharing

Across Leicester, Leicestershire and Rutland, all community safety data sharing is covered by an information sharing agreement (ISA) provided by Leicestershire County Council, which is signed by all parties covered by CDA1998 as responsible authorities.

1.12 Equalities

The SNWLP members comply with Equality and Diversity Policies within their organisations.

The partnership is committed to equality and diversity with a specific focus on reinforcing the SNWLP responsibility under the Equality Act 2010, and their role as community leaders, service providers, employers and purchasers of goods and services.

2.0 Current performance

The CSP commissions a dashboard for crime and disorder levels annually and have been able to compare like for like for over four years. This is created from redacted police data. Whilst addresses or victim details are not seen, data to the ward level on various crime types is scrutinised.

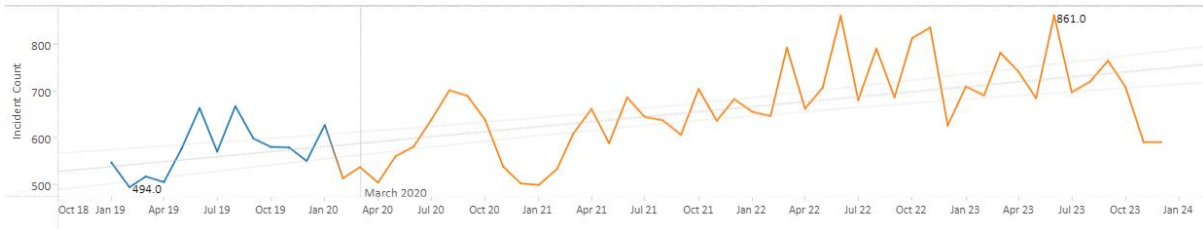
Each year, trends are monitored and are reflected within the annual strategic assessment. Whilst trends can emerge at any time, this gives a statistical basis for the partnership's work. As well as using this information to set annual priorities, impact can be tracked over a longer period. Alongside the local dashboard, other data sources are examined to improve the partnership's knowledge base and help understand the wider needs of the community.

Due to the information sharing agreement (ISA) lots of information from partners is shared which includes ambulance, fire, police, and the NHS. The next few paragraphs look at crime trends over the past few years.

2.1 All Crime

When looking at the 'all crime data,' it needs to be within the context that this figure is based on the number of crimes reported. It does not consider the impact of each crime type. Some cases may only count as a single incident but can have a huge impact on the community.

Since 2019, the total number of reported crimes has risen from 6,846 to 8,534 in 2023. This is a 19.8% increase in four years, an average annual increase of just below 5%. However, the graph below shows how much variation between each year is recorded. Looking at the annual changes, in 2020, there was a 2.7% increase. In 2022, this was 16.7%. at the end of 2023, this was a reduction of 2.5%.



Covid can be seen as a factor in these changes along with new crime types and return to normal life all impacting the figures.

All Crime	Rate
District average	78.4
Coalville Central	296.8
Ashby Castle North	192.4
Greenhill	186.6
Diseworth, Belton, Grace Dieu	143.1
Ibstock Centre	134.6

Taking the initial statement around the 'All Crime' figure, the top five wards for reporting crimes per resident, known as the 'crime rate per 1000', is shown.

Over the year, the level of reporting fluctuates. Based on the four-year average, June is the busiest month, and February sees the smallest number of reports.



2.2 Serious Violence-All

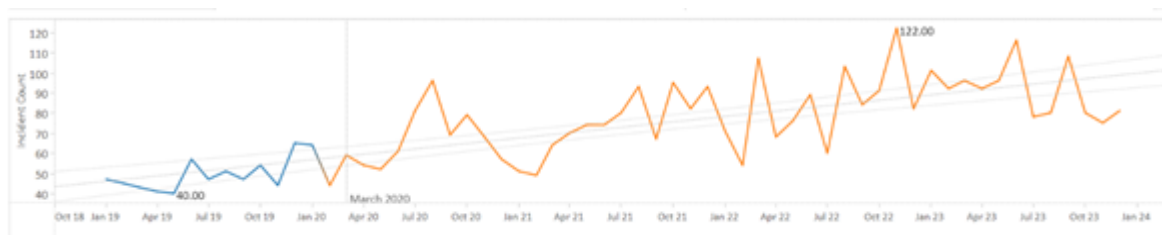
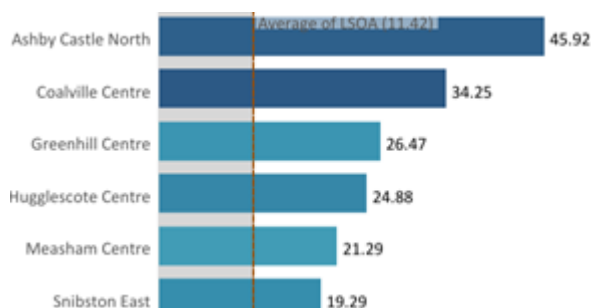
Serious violent crime has been made a statutory duty for all CSP's, and there is a duty to act in partnership with the Leicestershire Violence Reduction Network (VRN). The Serious Violence Duty came into force on 31 January 2023. It requires specified authorities, for one or more local government areas, to work together and plan to prevent and reduce serious violence, including identifying the kinds of serious violence in the area, the causes of that violence and to prepare and implement a shared strategy for preventing and reducing serious violence in the area. (Police, Crime, Sentencing and Courts Act 2022 Act Ch1 Part 2). Section 6 of the Crime and Disorder Act has also been amended and as a result Community Safety Partnerships

are required to have the prevention and reduction of serious violence as an explicit priority in their strategies and plans.

	Rate
District average	30.53
Coalville Centre	92.37
Greenhill Centre	86.70
Ashby Castle North	76.53
Hugglescote Centre	59.49
Snibston East	53.95

In terms of the local profile for 'violence against the person' classification, the district average is 30.53, with Greenhill and Coalville the most impacted wards. Every ward has reported violence in the past year, the lowest being Ashby Castle South. This highlights the impact of night time violence, with Ashby Castle North, the third highest of the wards.

When the severity of the offending is explored, small changes in to the five most prolific wards can be seen. Ashby Castle North is the most prolific, 45.95 per 1,000 against a district average 11.45. Over the four-year period, we see a fluctuation in the level of violence with injury, with a significant increase since 2019. However, with the impact of the partnership's work, the trend has been reducing.



The data shows a 34.9% increase in violence in 2020 with the level still increasing, but at a much-reduced rate. In 2023, this was 8.7%. between 2022 and 2023, there was an increase of 88 incidents, to 1095. The rate per 1,000 is 30.53 for this category.

When looking at specific violence, the police flag both alcohol and domestic related crime.

The two largest night time economy areas have the largest spikes in alcohol related incidents. Since 2019, the number of incidents has increased from 489 to 637. When looking at the percentage of violence with injury and NTE, significant share each year can be seen. Whilst not a like for like comparison, the percentage share over the five years demonstrates some comparable data. In 2019, a greater percentage share originated from alcohol related violence. With the focused work of the partnership this is now reduced to 58%.

2.3 Serious violence-domestic abuse

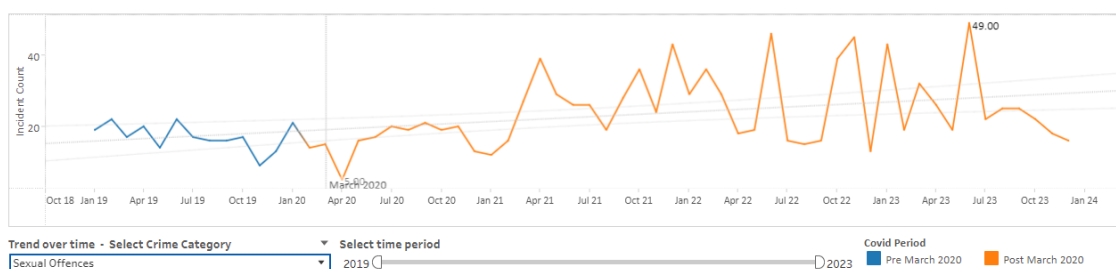
Over the past five years, there has been an increase from 824 incidents to 1,125 last year. An increase of 37%. There was a spike during the lockdown period with increases of 17.4%. Last year there was a small decrease.

This gives a static figure with which to target the partnership's work. The level of domestic violence at ward level is less confined than alcohol related violence.

Central Greenhill has the highest recorded domestic abuse and has a 31.77 crime rate. The district average is 10.46. Again, every ward has reported some domestic abuse but typically, the levels are lower in the district.

2.4 Serious violence-sexual offences

The reporting of sexual crimes has also seen changes over the past few years. Whilst little direct changes to legislation have occurred, national work streams, action plans, media events and a change in attitudes towards reporting, have all made the management of sexual offences a higher priority for the public. The 'Me too' movement has shifted the public debate and has increased awareness. This can be seen as the increase of reporting over the past years, however, following police, Government, and the partnership's local work, the levels of reporting are becoming more stable. While this is higher than previous years, it needs to be acknowledged that some of this is the reporting of offences that would not have been raised previously.



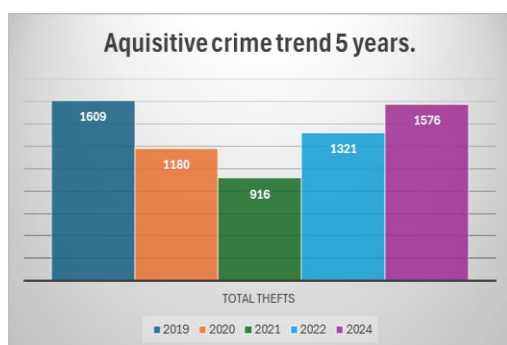
The largest increase was in 2021, with an increase of 62%. The past year has seen a 1.6% reduction. Location wise, the expectation would be that sexual offences are focused in the night time economy. However, the data shows a spread across the population centres.

2.5 Exploitation

As part of the partnership's work to support the prevention of exploitation it has embraced the model of contextual safeguarding. Contextual safeguarding is an approach to understanding, and responding to, young people's experiences of significant harm beyond their families. It recognises that the different relationships

that young people form in their neighbourhoods, schools and online can feature violence and abuse. Parents and carers have little influence over these contexts, and young people's experiences of extra-familial abuse can undermine parent-child relationships. Therefore, children's social care practitioners need to engage with individuals and sectors who do have influence over/within extra-familial contexts and recognise that assessment of and intervention with these spaces are a critical part of safeguarding practices. Contextual safeguarding, therefore, expands the objectives of child protection systems in recognition that young people are vulnerable to abuse in a range of social contexts.

2.6 Acquisitive crime (including Burglary, Theft from Motor Vehicle, Theft of Motor Vehicle)



Vehicle crime such as thefts have seen fluctuations over the past five years, but the trend is, in general terms, relatively static. In 2019, 1,609 reports and 1,576 by 2023, a decrease of 33 offences. However, the impact of Covid and the lockdown saw a reduction of 693 recorded offences. The reduction of opportunity for home and vehicle thefts being the primary cause. With the end of lockdown, the levels returned to pre lockdown levels.

There is variance within the data and if the focus is on 2023, then post lockdown, clearer trends emerge. Burglary offences remained at stable levels. Motor vehicle related theft offending has returned to pre-lockdown levels. It is in the increase of the shoplifting that the most significant changes can be seen.

Below are the ward level breakdowns, based on the rates per 1000. As in previous years, the level of burglaries is linked to population density. The hotspot in greater Appleby is unusual, however, its location near to the motorway network may be linked to this. The rate of 2.72 average is low and leads to the statement that the area is a safe place to live.

Burglary (Domestic)	Rate
District average	2.72
Greenhill Castle Rock	11.38
Greenhill Centre	9.27
Ashby Hollywell East	7.59
Castle Donington West & Donington Park	5.87
Greater Appleby	5.15

The levels in Greenhill suggest that any work in burglary reduction should be focused on Greenhill.

Business and community burglaries, (previously known as burglary other) are widespread across the district. The width of this category does not lend itself to detailed analysis.

Theft from motor vehicles is a trend that continues, with the theft of car parts becoming a serious trend. The theft of catalytic convertors is still a common target, with SUV and four-by-four vehicles being targeted. The main method for thefts remains breaking the window and forcing the locks. The use of high-tech devices in theft remains low.

The sharp fall in motor vehicle thefts seen between 2002/03 and the mid-2010s, followed by a sudden increase recently tracks a pattern that can be observed in the overall crime figures for the United Kingdom in total, there were approximately 6.66 million crime offences in 2023/24, an increase of over 2.6 million offences when compared with 2013/14. Although this was a higher number of crimes than in the early 2000s, due to population increase, the crime rate for 2023/24 was 89.4, lower than in 2003/04, when the crime rate was 111.1 crimes per 1,000 people.

The recent uptake in overall crime has been sudden and severe enough to catch the attention of the media. It has not gone unnoticed that this rise occurred following cuts to funding for the police which was then followed by a decline in numbers. These cuts have since been reversed and funding for the police has again started to increase.

Theft from Motor vehicles	Rate
District average	4.11
Diseworth, Belton and Grace Dieu	50.07
Ellistown	12.91
Castle Donington East and Hemmington	11.19
Ashby Holywell East	9.93
Long Whatton and Kegworth South West	6.81

2.7 Anti-social Behaviour (ASB)

Anti-social behaviour (ASB) continues to be an issue in North West Leicestershire, however, there have been reductions over the past five years and the levels of antisocial behaviour are below national levels. As a result, antisocial behaviour has not been a priority for the community safety partnership for the past five years. This does not mean, however, that the ASB has not been addressed by the teams from the Council and Leicestershire Police. Within the Council, the management of antisocial behaviour is split between two teams, housing and community safety. Across the partnership, a shared system is used known as “Sentinel” to manage cases. Both the police and housing services can access this system which was introduced following a serious case review in 2011.

In 2019, 996 incidents of ASB were reported in the district which was the highest ever and fluctuating levels during lockdown were also reported with increases due to new categories of ASB such as social gatherings and breaches of Covid regulations. However, since the end of the lockdown there has been a steady reduction of ASB. In 2023, there were 777 reports of ASB across the district, this is up by 5.9% over 2022. However, it is a reduction over the five years of 219 incidents.

For the partnership, the greater level of risk comes from personal ASB. This is where ASB is targeted towards an individual. Again, despite fluctuations over the lockdown

period, there has been a reduction in personal ASB and 2023 this was a reduction of 36.4%. This puts the annual reporting of personal ASB around 75 incidents per year.

The largest increase in ASB is in the category of environmental ASB. This includes fly-tipping littering and fly posters. This has seen an increase of 44.2% over the last year and is now at a similar level to 2019. The impact of lockdown did see an increase, however, the continued levels of environmental ASB is believed to be linked to the cost-of-living crisis and a significant amount of the fly tipping could be classified as business waste. An example of this is the dumping of clinical waste from a care home.

Whilst not a CSP priority, the partnership is working with the Love Your Neighbourhood (LYN) campaign. This allows the partnership to support the prevention of environmental crime. Community Safety will support with the Action Plan for LYN year two, with the development of a Litter and Graffiti Policy to help tackle the anti-social behaviours associated with this type of environmental crime.

2.8 Substance Misuse

The level of misuse of substances has seen a spike in 2019/2020, with a steady decrease since. The current trend line is down but the level of reporting has remained above the 2019 level. The reason for the spike is largely based around police and CSP activity to target dealers. This period of intensive work has seen more instances of reporting. The gradual reduction is the long impact of this work.

The Management of Substance misuse in LLR is managed under a contract with Turning Point. They are a regulated social enterprise. Turning Point Leicestershire and Rutland is an integrated substance misuse service which aims to meet the needs of the local people and offer support for drug and alcohol use.

They work with people who are affected by drugs and alcohol and need support to make a change.

In 2019, as part of the Leicester, Leicestershire, and Rutland service, they were inspected and rated as “Outstanding” by the Care Quality Commission.

The core focus of drug offences correlates with the NTE locations. To support the reduction, the CSP has a Public Space Protection Order (PSPO) for substance misuse in Ashby De La Zouch.

Drug offences	Rate
District average	1.9
Central Coalville	11.42
Ashby Castle North	7.29
Castle Donington East and Hemmington	4.10
Coalville Stephenson Way	3.8
Hugglescote Central	3.00

2.9 Funding

The CSP is funded by the Police and Crime Commissioner. Each year there is an allocated a set budget, calculated on a formula of population versus crime levels. The partnership has also had the opportunity to bid for any underspends each year. The following table shows the 2024/25 funding allocations that the partnership has been able to secure.

	24/25 Funding	23/24 Underspend allocation	Total Funding 24/25
SNWL	£53,776.10	+£8,230.67	£62,006.76

These funds are allocated to deliver projects that target the priorities of the CSP, and quarterly performance updates are provided to the PCC. The decisions to fund a project is made at CSP meetings. Below are details of funding decisions made in 2024/2025.

Project Description	Funding allocation
CSP Delivery Officer	£21,827.00
Safer Coalville Crimestoppers Campaign	£3,500
DISC – Business Crime	£4,152
Safer Euros campaign (including drink driving campaign)	£5,400
Enhanced CCTV monitoring	£3,494.40
Celebrate Safely campaign (Christmas/New Year)	£2,000
Rural CCTV	£8,230.67
KISP youth intervention	£2,700.00
Traffic officer training	£2,100.00

Policies and other considerations, as appropriate	
Council Priorities:	Communities and housing. Looking after our tenants and keeping our communities safe.
Policy Considerations:	Safer North west Leicestershire Partnership Plan 24 - 26
Safeguarding:	North West Leicestershire District Council is committed to safeguarding and promoting the welfare of children, young people, and adults at risk of harm. Any safeguarding concerns raised will be referred as appropriate.
Equalities/Diversity:	The Community Safety Partnership is committed to equality and diversity with a specific focus on reinforcing the SNWLP responsibility under the Equality Act 2010.
Customer Impact:	The Community Safety Partnership is responsible for providing a strategic lead for community safety and providing commitment and joint working to achieve reduction in crime and disorder across North West Leicestershire.
Economic and Social Impact:	The Community Safety Partnership provides joint working to reduce crime and disorder across North West Leicestershire.

Environment, Climate Change and zero carbon:	The work of the Community Safety Partnership continues to have a positive impact on the environment.
Consultation/Community Engagement:	The Community Safety Partnership involves consulting and working with relevant agencies.
Risks:	Risks associated with non-completion of work and fulfilling the Council's statutory duty.
Officer Contact	Paul Sanders Head of Community Services Paul.Sanders@nwleicestershire.gov.uk