

## Public Space Protection Order (PSPO) Castle Donington, Consultation Feedback – 2021: Summary report

This report was created on Monday 22 February 2021 at 10:30 and includes **189** responses.

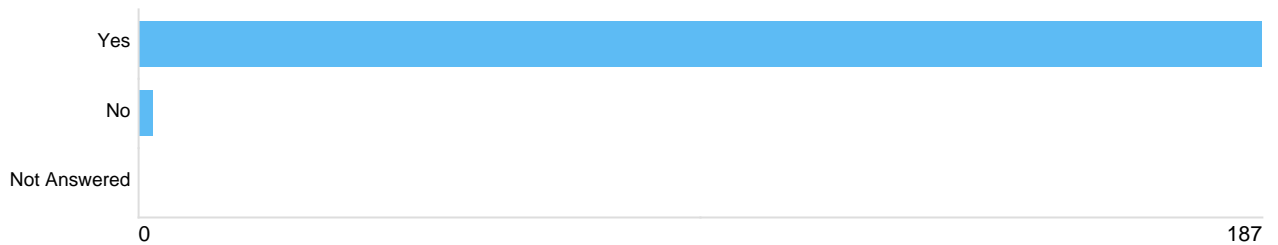
The consultation ran from 01/02/2021 to 21/02/2021.

### Contents

Question 1: Are you a Castle Donington resident, work in or have a business in Castle Donington?	1
Are you a Castle Donington resident, work in or have a business in Castle Donington?	1
Which town/city do you live in?	1
Question 2: Have you ever experienced or been affected by anti-social use of vehicles in Castle Donington in the last 12 months?	1
Have you ever experienced or been affected by anti-social use of vehicles in Castle Donington in the last 12 months?	1
Please explain how you have been affected?	2
Question 3: How much of a problem do you think the anti-social use of vehicles is in Castle Donington?	2
How much of a problem do you think the anti-social use of vehicles is in Castle Donington	2
Question 4: How much does the anti-social use of vehicles have an impact on you?	2
How much does the anti-social use of vehicles have an impact on you?	2
Any other comments	2
Question 5: Do you support the implementation of the Public Space Protection Order (PSPO) to ban the anti-social use of vehicles in Castle Donington?	3
Do you support the implementation of the Public Space Protection Order (PSPO) to ban the anti-social use of vehicles in Castle Donington?	3
Please state your reason/s why	3

### Question 1: Are you a Castle Donington resident, work in or have a business in Castle Donington?

#### *Are you a Castle Donington resident, work in or have a business in Castle Donington?*



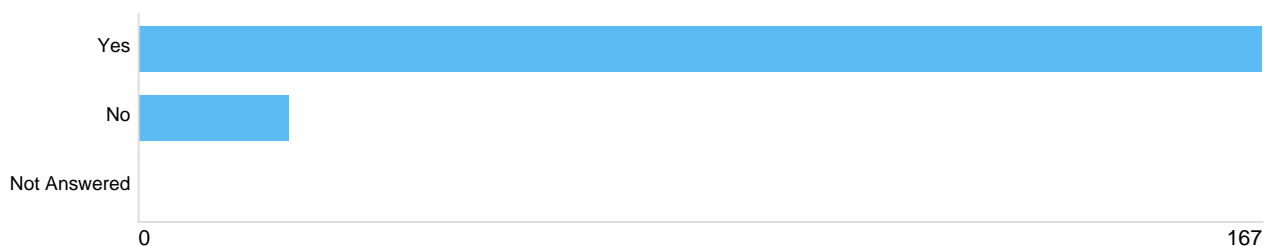
Option	Total	Percent
Yes	187	98.94%
No	2	1.06%
Not Answered	0	0.00%

#### *Which town/city do you live in?*

There were **189** responses to this part of the question.

### Question 2: Have you ever experienced or been affected by anti-social use of vehicles in Castle Donington in the last 12 months?

#### *Have you ever experienced or been affected by anti-social use of vehicles in Castle Donington in the last 12 months?*



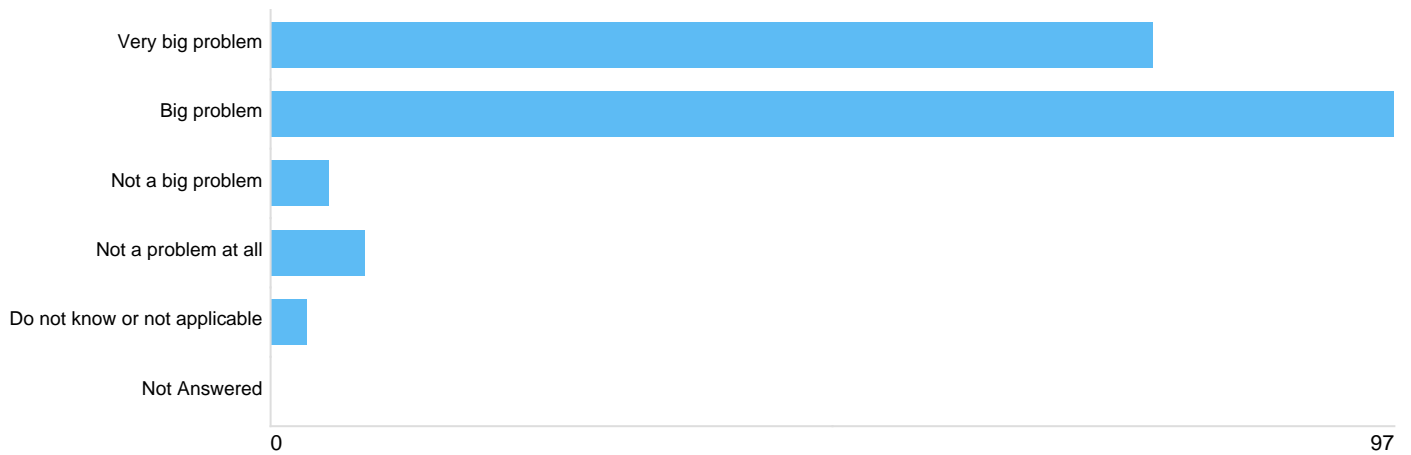
Option	Total	Percent
Yes	167	88.36%
No	22	11.64%
Not Answered	0	0.00%

***Please explain how you have been affected?***

There were **189** responses to this part of the question.

**Question 3: How much of a problem do you think the anti-social use of vehicles is in Castle Donington?**

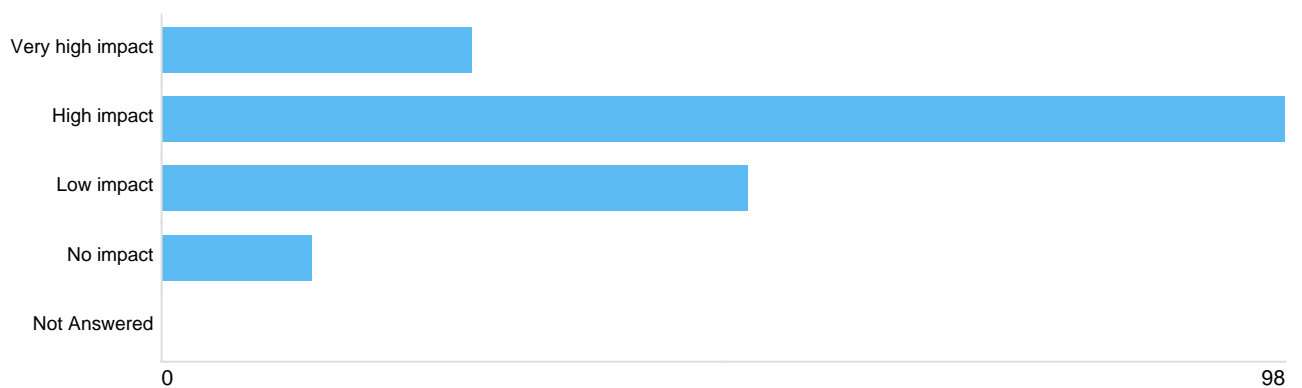
***How much of a problem do you think the anti-social use of vehicles is in Castle Donington***



Option	Total	Percent
Very big problem	76	40.21%
Big problem	97	51.32%
Not a big problem	5	2.65%
Not a problem at all	8	4.23%
Do not know or not applicable	3	1.59%
Not Answered	0	0.00%

**Question 4: How much does the anti-social use of vehicles have an impact on you?**

***How much does the anti-social use of vehicles have an impact on you?***



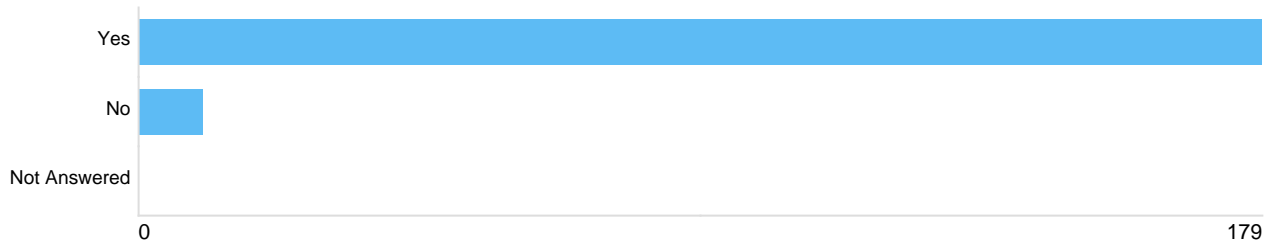
Option	Total	Percent
Very high impact	27	14.29%
High impact	98	51.85%
Low impact	51	26.98%
No impact	13	6.88%
Not Answered	0	0.00%

***Any other comments***

There were **189** responses to this part of the question.

**Question 5: Do you support the implementation of the Public Space Protection Order (PSPO) to ban the anti-social use of vehicles in Castle Donington?**

*Do you support the implementation of the Public Space Protection Order (PSPO) to ban the anti-social use of vehicles in Castle Donington?*



Option	Total	Percent
Yes	179	94.71%
No	10	5.29%
Not Answered	0	0.00%

***Please state your reason/s why***

There were **189** responses to this part of the question.