

**MEETING OF THE COMMUNITY SCRUTINY COMMITTEE**

**WEDNESDAY, 29 JUNE 2022**

**ADDITIONAL PAPERS**

## **CONTENTS**

<b>Item</b>	<b>Pages</b>
6. <b>THE FUTURE OF HERMITAGE LEISURE CENTRE AND RECREATION GROUND</b>	
Additional Paper	3 - 6

## Future of Hermitage Recreation Ground and former leisure centre site : Interim report

This report was created on Tuesday 28 June 2022 at 16:06 and includes **600** responses.

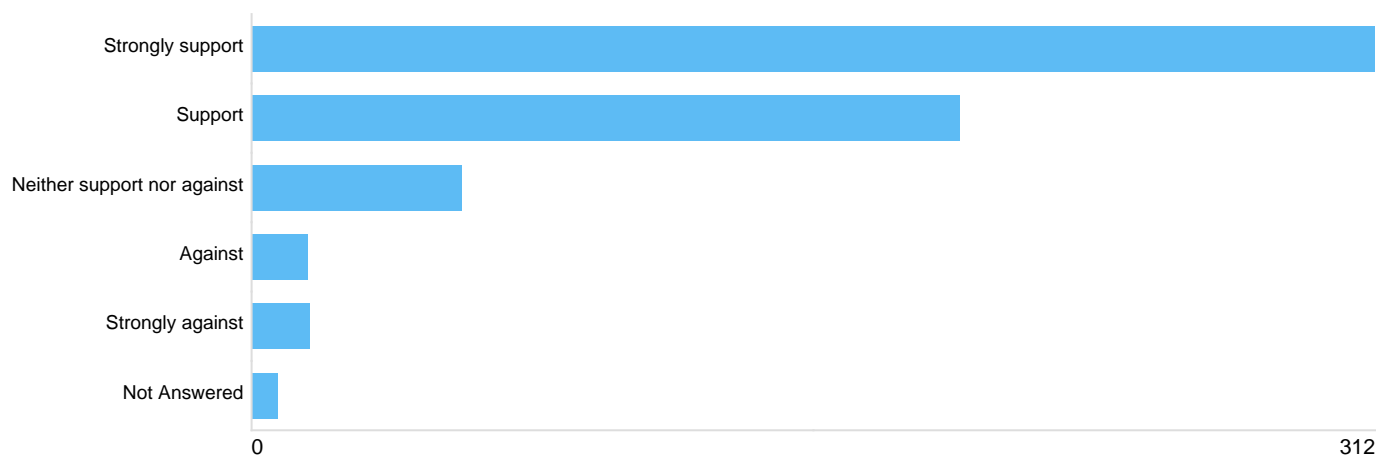
**The activity had not yet closed when this report was generated. As such, this report may not accurately reflect the final distribution of responses, and should be treated as interim only.**

### Contents

Question 1: Do you support the development of an eco-park on the site?	1
Do you support the development of an eco-park on the site?	1
Question 2: What outdoor facilities are most important to you? (pick three)	2
outdoor	2
• Other (please state)	2
Question 3: Thinking of an improved play area, what equipment would you most like to see? (pick three)	2
improved play area	2
• Other (please state)	3
Question 4: If an indoor facility was developed on site, which would be most important to you? (pick three)	3
indoor facility	3
• Other (please state)	3
Question 5: Would you support some housing on the leisure centre site, if it meant more funding for recreation facilities on the site?	3
support some housing on the leisure centre site	3
Question 6: If a small amount of housing was developed on the site of the leisure centre, what would be most acceptable to you? (pick three)	4
small amount of housing was developed on the site	4
• Other (please state)	4

### Question 1: Do you support the development of an eco-park on the site?

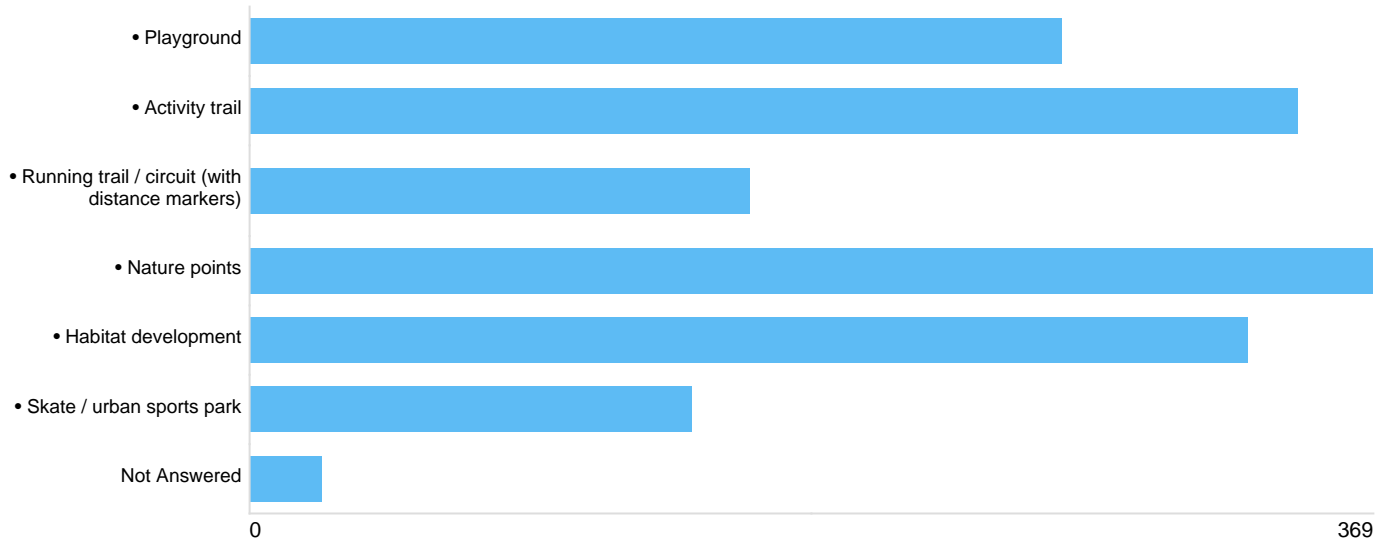
*Do you support the development of an eco-park on the site?*



Option	Total	Percent
Strongly support	312	52.00%
Support	196	32.67%
Neither support nor against	58	9.67%
Against	15	2.50%
Strongly against	16	2.67%
Not Answered	7	1.17%

**Question 2: What outdoor facilities are most important to you? (pick three)**

**outdoor**



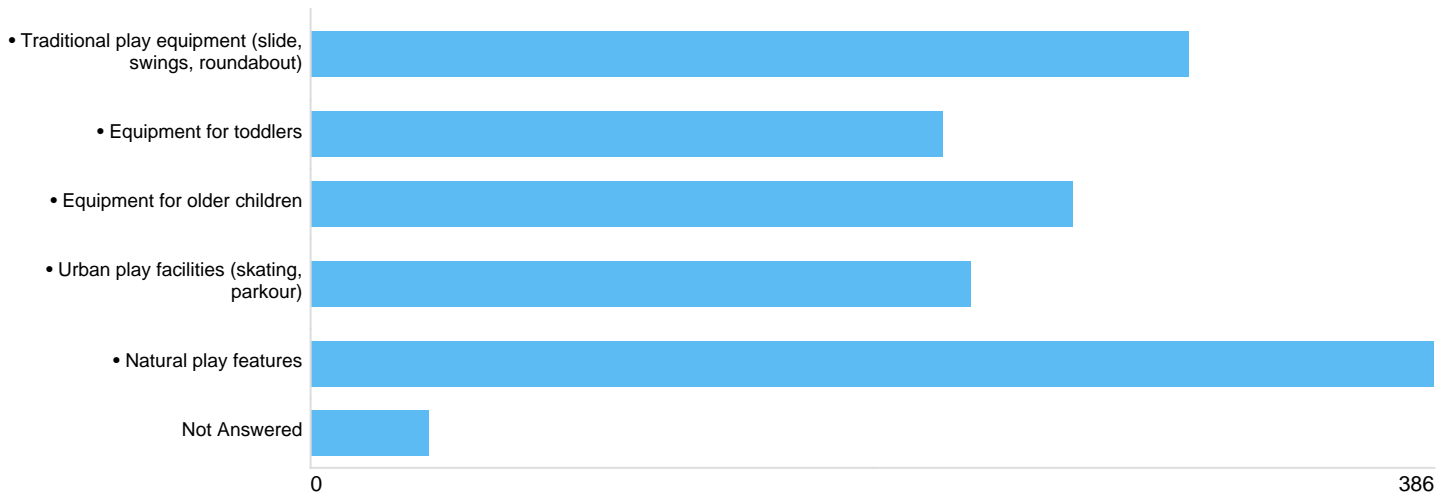
Option	Total	Percent
• Playground	266	44.33%
• Activity trail	344	57.33%
• Running trail / circuit (with distance markers)	164	27.33%
• Nature points	369	61.50%
• Habitat development	327	54.50%
• Skate / urban sports park	145	24.17%
Not Answered	23	3.83%

**• Other (please state)**

There were **73** responses to this part of the question.

**Question 3: Thinking of an improved play area, what equipment would you most like to see? (pick three)**

**improved play area**



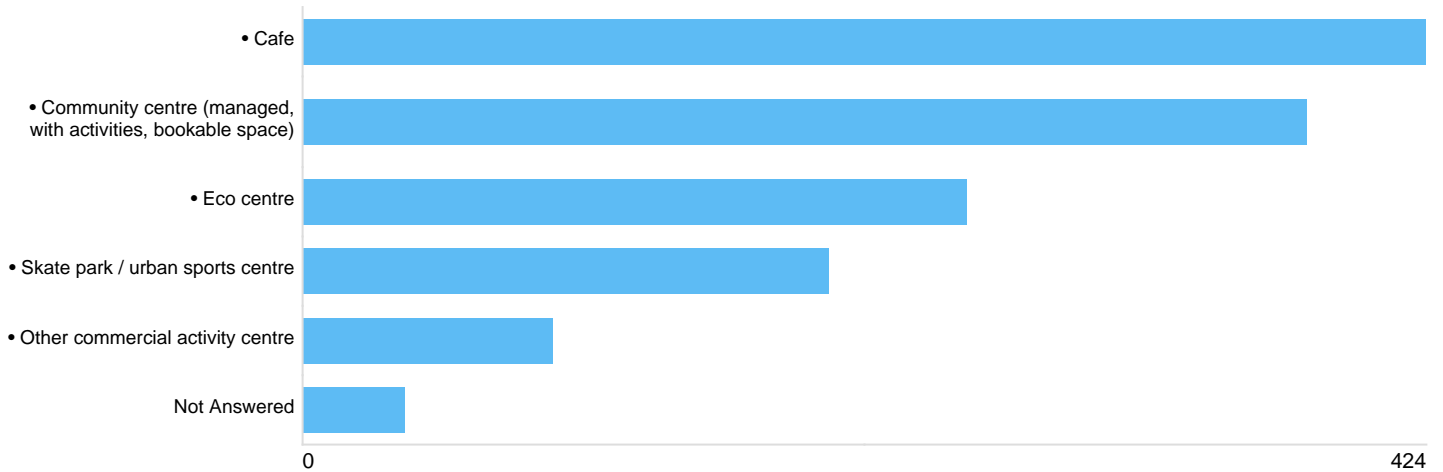
Option	Total	Percent
• Traditional play equipment (slide, swings, roundabout)	301	50.17%
• Equipment for toddlers	217	36.17%
• Equipment for older children	261	43.50%
• Urban play facilities (skating, parkour)	226	37.67%
• Natural play features	386	64.33%
Not Answered	40	6.67%

• **Other (please state)**

There were 52 responses to this part of the question.

**Question 4: If an indoor facility was developed on site, which would be most important to you? (pick three)**

**indoor facility**



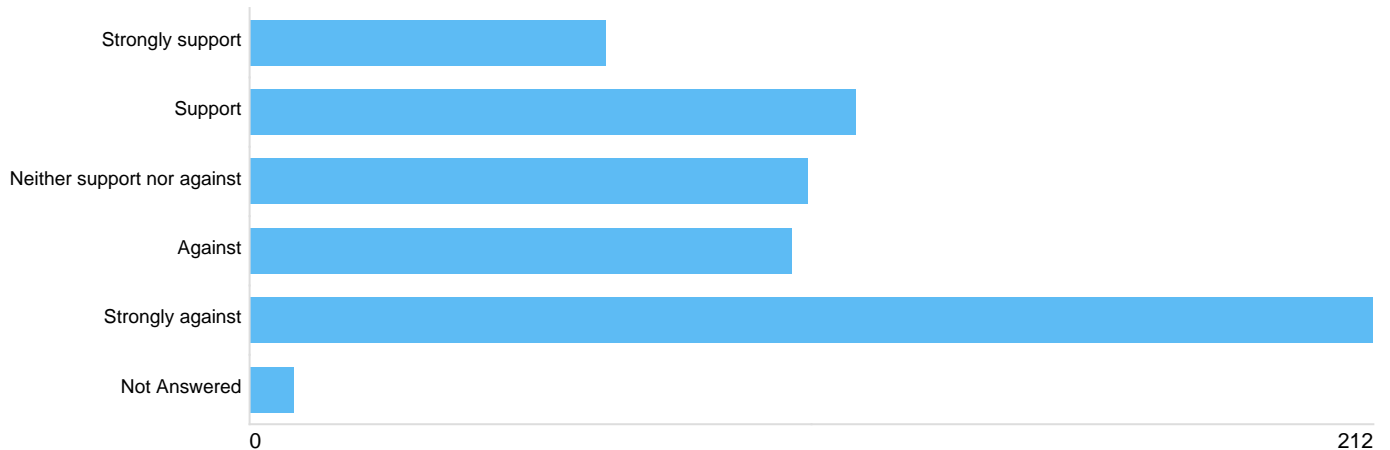
Option	Total	Percent
• Cafe	424	70.67%
• Community centre (managed, with activities, bookable space)	378	63.00%
• Eco centre	250	41.67%
• Skate park / urban sports centre	198	33.00%
• Other commercial activity centre	94	15.67%
Not Answered	38	6.33%

• **Other (please state)**

There were 71 responses to this part of the question.

**Question 5: Would you support some housing on the leisure centre site, if it meant more funding for recreation facilities on the site?**

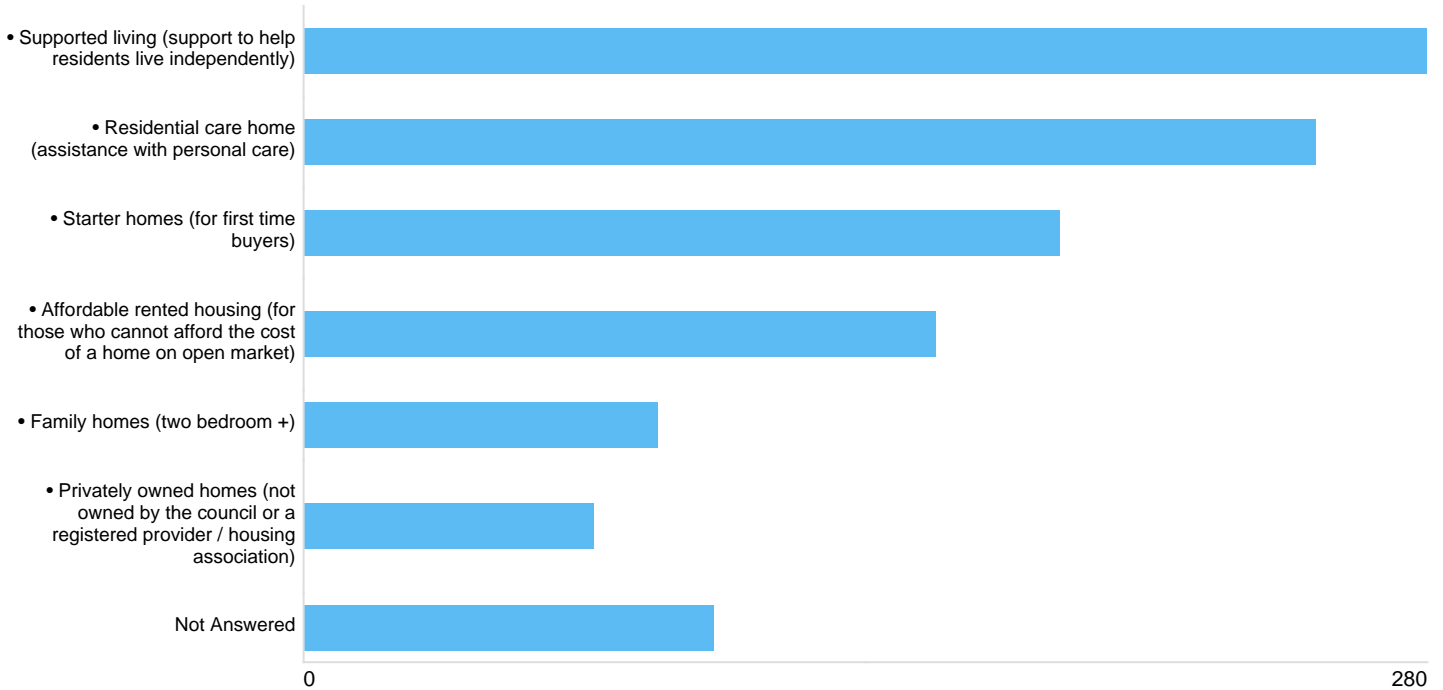
**support some housing on the leisure centre site**



Option	Total	Percent
Strongly support	67	11.17%
Support	114	19.00%
Neither support nor against	105	17.50%
Against	102	17.00%
Strongly against	212	35.33%
Not Answered	8	1.33%

**Question 6: If a small amount of housing was developed on the site of the leisure centre, what would be most acceptable to you? (pick three)**

***small amount of housing was developed on the site***



Option	Total	Percent
• Supported living (support to help residents live independently)	280	46.67%
• Residential care home (assistance with personal care)	252	42.00%
• Starter homes (for first time buyers)	188	31.33%
• Affordable rented housing (for those who cannot afford the cost of a home on open market)	157	26.17%
• Family homes (two bedroom +)	88	14.67%
• Privately owned homes (not owned by the council or a registered provider / housing association)	72	12.00%
Not Answered	102	17.00%

**• Other (please state)**

There were **130** responses to this part of the question.